

Notice of Outreach and Communications Committee Teleconference Meeting & Agenda

The Board of Psychology will hold an Outreach and Communications Committee Meeting via teleconference

NOTE: Pursuant to the provisions of Governor Gavin Newsom's Executive Order N-08-21, dated June 11, 2021, neither Committee member locations nor a public meeting location is provided. Public participation may be through teleconferencing as provided below. If you have trouble getting on the call to listen or participate, please call 916-574-7720.

Important Notice to the Public: The Board of Psychology will hold a public meeting via WebEx Events. To participate in the WebEx meeting, please log on to this website the day of the meeting:

<https://dca-meetings.webex.com/dca-meetings/j.php?MTID=m1ba11749df9c7d204cc63f2f2f96313a>

If joining using the link above:

Event number: 146 332 2965

Event password: BOP09232021

If calling in by phone:

+1-415-655-0001 (US Toll)

Access code: 146 332 2965, followed by #

Passcode: 26709232, followed by #

Instructions to connect to the meeting can be found at the end of this agenda. Due to potential technical difficulties, please consider submitting written comments by Friday, September 18, 2021, to bopmail@dca.ca.gov for consideration.

All agenda items are subject to action being taken on them during the meeting by the Committee at its discretion.

Committee Members

Lea Tate, PsyD, Chair

Ana Rescate

Shacunda Rodgers, PhD

Legal Counsel

Rebecca Bon

Board Staff

Antonette Sorrick, Executive Officer

Jonathan Burke, Assistant Executive Officer

Stephanie Cheung, Licensing Program Manager

Jason Glasspiegel, Central Services Manager

Sandra Monterrubio, Enforcement Program Manager

Cristina Rivera, Legislative and Regulatory Analyst

Sarah Proteau, Central Services Office Technician

Links to agenda items with attachments are available at www.psychology.ca.gov, prior to the meeting date.

Thursday, September 23, 2021

10:00 a.m. to – 1:00 p.m.

Unless noticed for a specific time, items may be heard at any time during the period of the Committee meeting.

The Committee welcomes and encourages public participation in its meetings. The public may take appropriate opportunities to comment on any issue before the Board at the time the item is heard. If public comment is not specifically requested, members of the public should feel free to request an opportunity to comment.

1. Call to Order/Roll Call/Establishment of a Quorum
2. Chairperson Welcome
3. Public Comment for Items not on the Agenda. Note: The Committee may not discuss or take action on any matter raised during this public comment section, except to decide whether to place the matter on the agenda of a future meeting [Government Code Sections 11125 and 11125.7(a)]
4. Approval of the Outreach and Education Committee Minutes: September 25, 2020
5. Strategic Plan Update
6. Social Media Update
7. Website Statistics Update
8. Update on Newsletter
9. Outreach Activities Update
10. Updates on Communications and/or Activities of the Association of State and Provincial Psychology Boards (ASPPB)
11. Discuss and Develop Plan to Update “For Your Peace of Mind – A Consumer’s Guide to Psychological Services”
12. Action - Digital Divide – How Does the Digital Divide Impact Access to Telehealth
 - a. Draft Survey Questions to Assess Barriers to Telehealth
 - b. Determine Next Steps

13. Recommendations for Agenda Items for Future Committee Meetings. Note: The Committee may not discuss or take action on any matter raised during this public comment section, except to decide whether to place the matter on the agenda of a future meeting [Government Code Sections 11125 and 11125.7(a)]

ADJOURNMENT

Except where noticed for a time certain, all times are approximate and subject to change. The meeting may be canceled or changed without notice. For verification, please check the Board's Web site at www.psychology.ca.gov, or call (916) 574-7720. Items may be taken out of order, tabled or held over to a subsequent meeting, for convenience, to accommodate speakers, or to maintain a quorum.

Meetings of the Board of Psychology are open to the public except when specifically noticed otherwise in accordance with the Open Meeting Act. The public may take appropriate opportunities to comment on any issue before the Board or its committees, at the time the item is heard, but the President or Committee Chair may, at his or her discretion, apportion available time among those who wish to speak. Board members who are present who are not members of the Committee may observe but may not participate or vote.

*The meeting is accessible to the physically disabled. A person who needs a disability-related accommodation or modification in order to participate in the meeting may make a request by contacting Antonette Sorrick, Executive Officer, at (916) 574-7720 or email bopmail@dca.ca.gov or send a written request addressed to **1625 N. Market Boulevard, Suite N-215, Sacramento, CA 95834**. Providing your request at least five (5) business days before the meeting will help ensure availability of the requested accommodation. Links to agenda items, with exhibits are available at www.psychology.ca.gov, prior to the meeting date.*

The goal of the Outreach and Communications Committee is to provide critical information to all Californians regarding the evolving practice of psychology, relevant and emerging issues in the field of psychology, and the work of the Board.

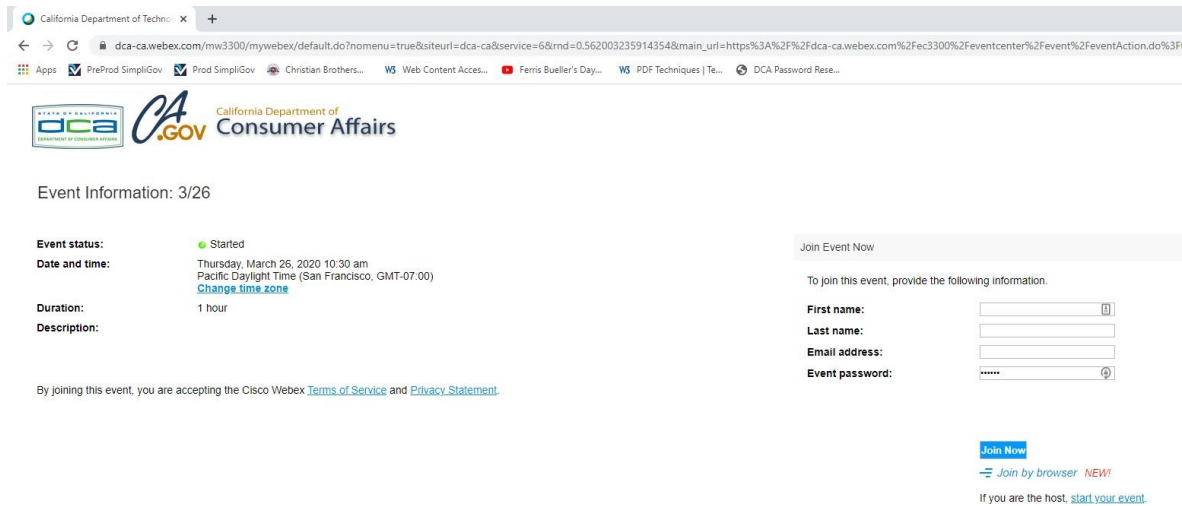
HOW TO – Join – DCA WebEx Event

The following contains instructions on how to join a WebEx event hosted by the Department of Consumer Affairs (DCA).

1. Navigate to the WebEx event link provided by the DCA entity (an example link is provided below for reference) via an internet browser.

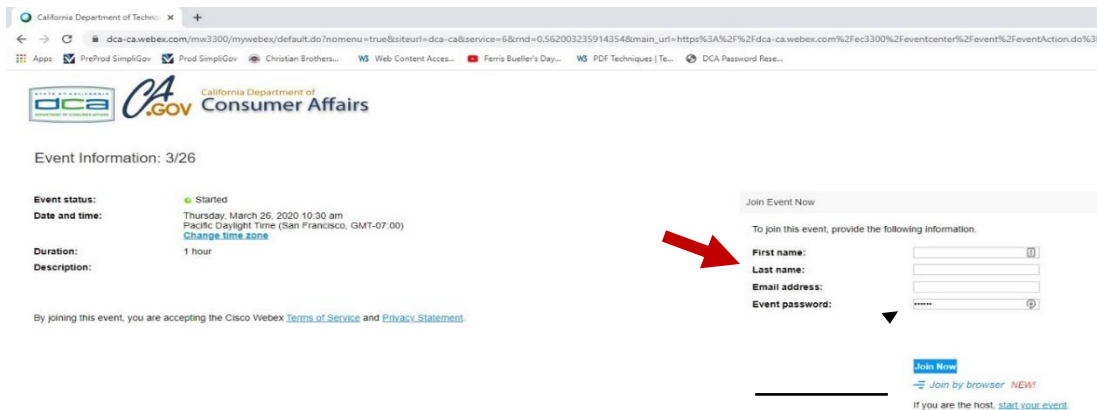
Example link:

<https://dca-ca.webex.com/dca-ca/onstage/g.php?MTID=eb0a73a251f0201d9d5ef3aaa9e978bb5>



2. The details of the event are presented on the left of the screen and the required information for you to complete is on the right.

NOTE: If there is a potential that you will participate in this event during a Public Comment period, you must identify yourself in a manner that the event Host can then identify your line and unmute it so the event participants can hear your public comment. The 'First name', 'Last name' and 'Email address' fields do not need to reflect your identity. The department will use the name or moniker you provide here to identify your communication line should you participate during public comment.



HOW TO – Join – DCA WebEx Event

3. Click the 'Join Now' button.

NOTE: The event password will be entered automatically. If you alter the password by accident, close the browser and click the event link provided again.

Join Event Now

To join this event, provide the following information.

First name:

Last name:

Email address:

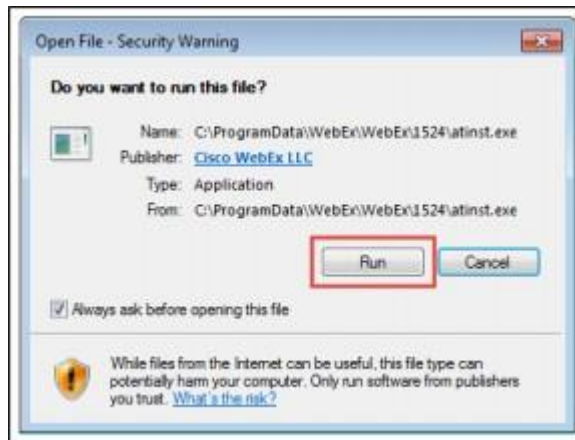
Event password:

Join Now

[Join by browser NEW!](#)

If you are the host, [start your event.](#)

4. If you do not have the WebEx applet installed for your browser, a new window may open, so make sure your pop-up blocker is disabled. You may see a window asking you to open or run new software. Click 'Run'.



Depending on your computer's settings, you may be blocked from running the necessary software. If this is the case, click 'Cancel' and return to the browser tab that looks like the window below. You can bypass the above process.

HOW TO – Join – DCA WebEx Event

- To bypass step 4, click 'Run a temporary application'.

Starting Webex...



Still having trouble? [Run a temporary application](#) to join this meeting immediately.

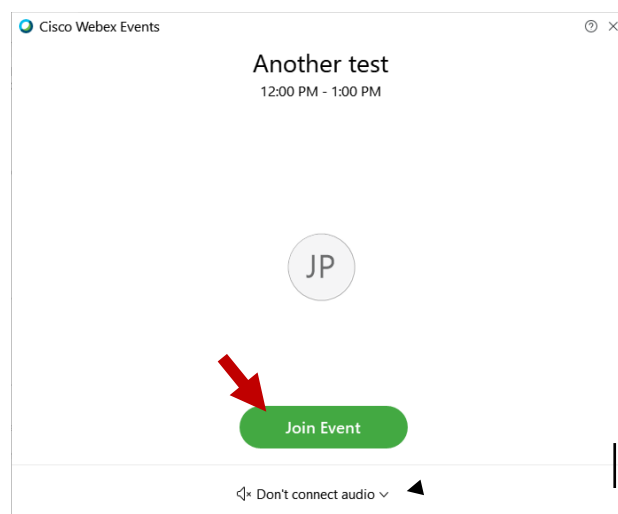
- A dialog box will appear at the bottom of the page, click 'Run'.



The temporary software will run, and the meeting window will open.

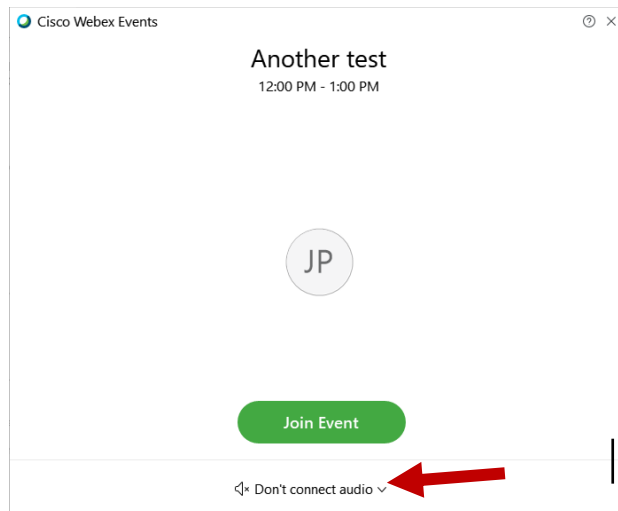
NOTE: The preferred audio connection to our event is via telephone conference or headset. Use of an open microphone and speakers through your computer could result in issue with audio clarity and potential feedback/echo.

- If using a headset plugged into your computer, click the 'Join Event' button.

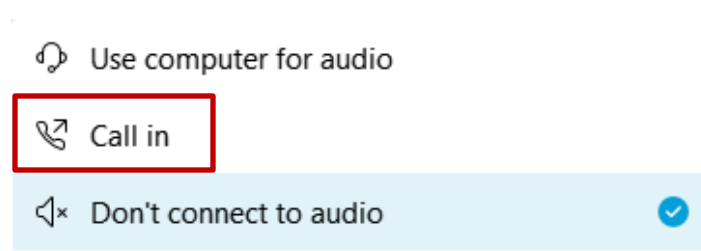


HOW TO – Join – DCA WebEx Event

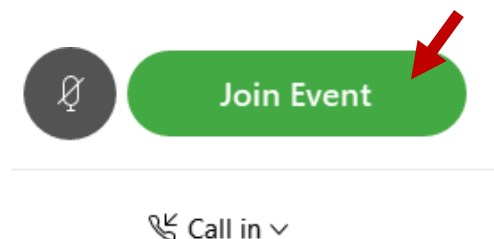
8. If using teleconference via your phone for audio, click the audio menu below the green 'Join Event' button.



9. When the audio menu appears click 'Call in'.

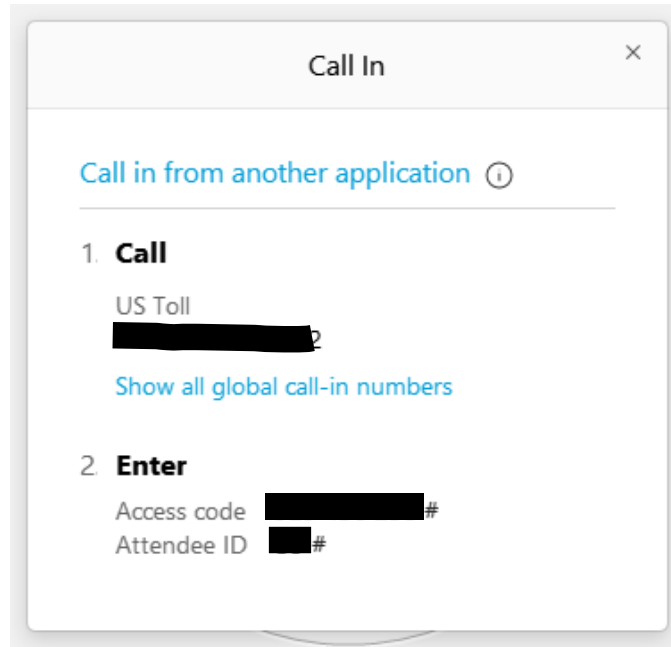


10. Click 'Join Event'. The audio conference call in information will be available after you join the Event.



HOW TO – Join – DCA WebEx Event

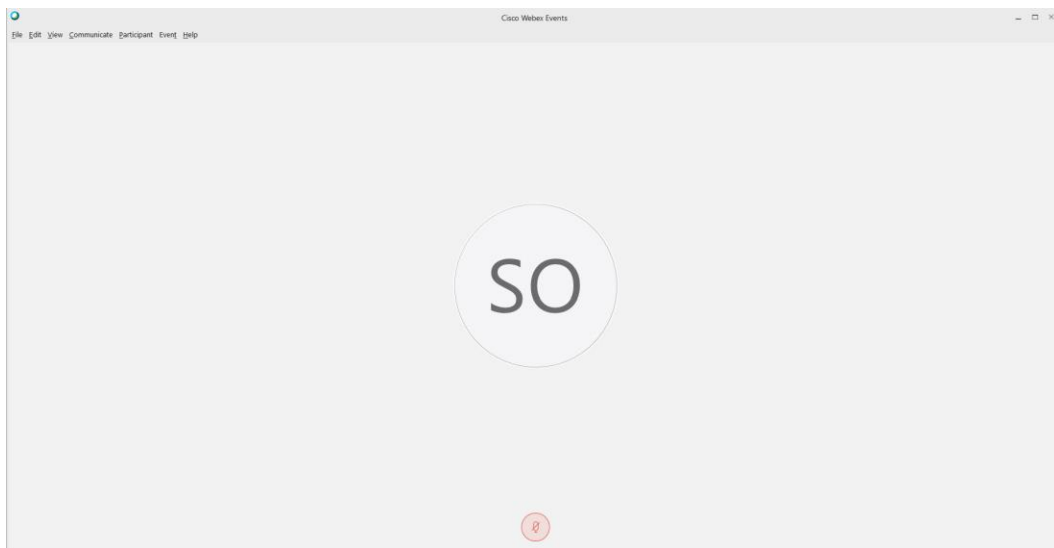
11. Call into the audio conference with the details provided.



NOTE: The audio conference is the preferred method. Using your computer's microphone and speakers is not recommended.

Once you successfully call into the audio conference with the information provided, your screen will look like the screen below and you have joined the event.

Congratulations!

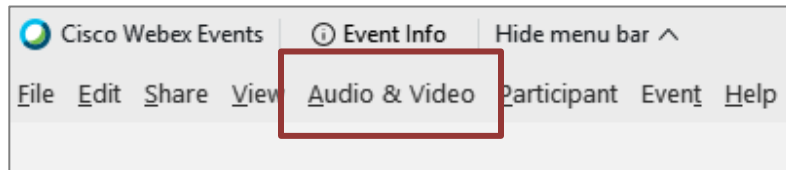


NOTE: Your audio line is muted and can only be unmuted by the event host.

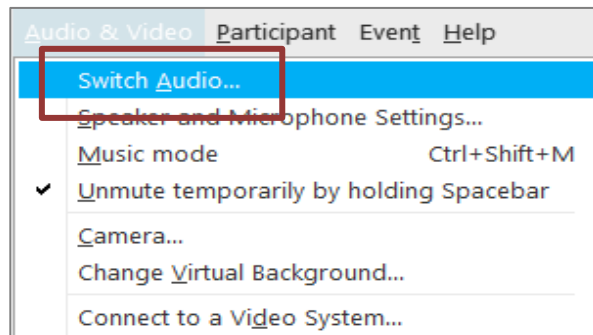
Selecting Audio Connection After Joining

If you join the meeting using your computer's microphone and audio, or you didn't connect audio at all, you can still set that up while you are in the meeting.

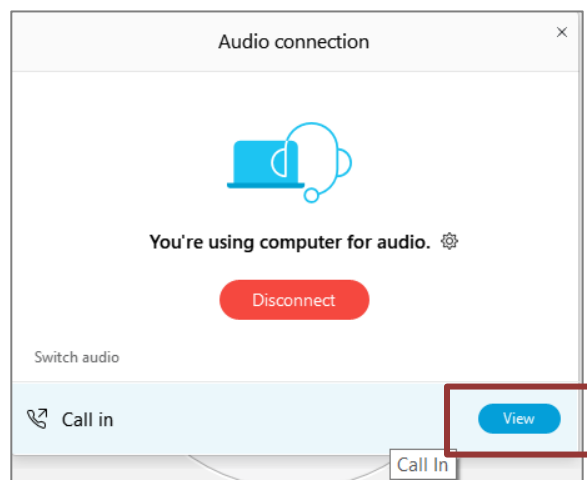
1. Select 'Audio & Video' from the menu bar at the top of your screen.



2. Select "Switch Audio" from the drop-down menu.



3. The 'Call In' information can be displayed by selecting 'View'



You will then be presented the dial in information for you to call in from any phone.

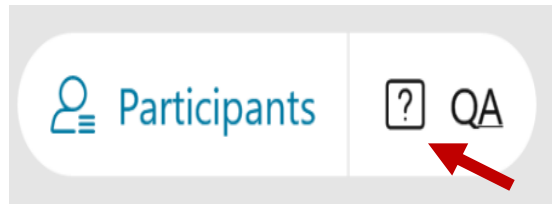
HOW TO – Join – DCA WebEx Event

Participating During a Public Comment Period

At certain times during the event, the facilitator may call for public comment.

Using the Question & Answer feature (Q&A):

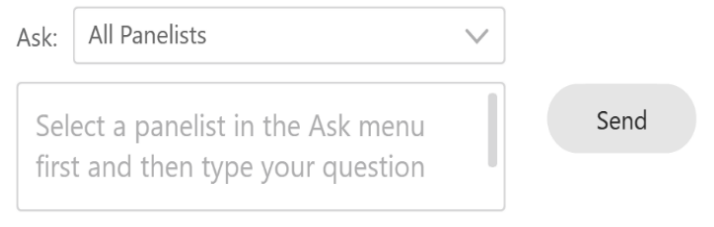
If you would like to make a public comment, click on the 'Q and A' button near the bottom, center of your WebEx session.



This will bring up the 'Q and A' chat box.

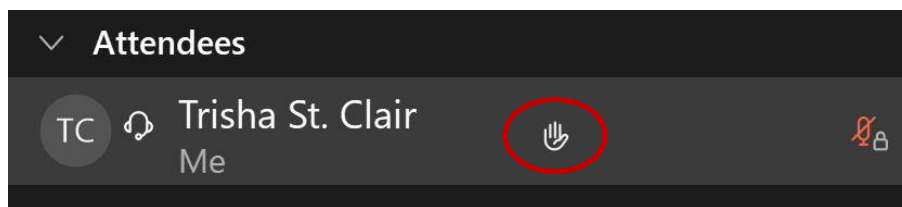
NOTE: The 'Q and A' button will only be available when the event host opens it during a public comment period.

Make sure the 'Ask' menu is set to 'All panelists' and type 'I would like to make a public comment'.



Using the hand raise feature:

If the program elects to allow use of the hand raise feature and you would like to make a public comment, click on the hand icon next to your name.

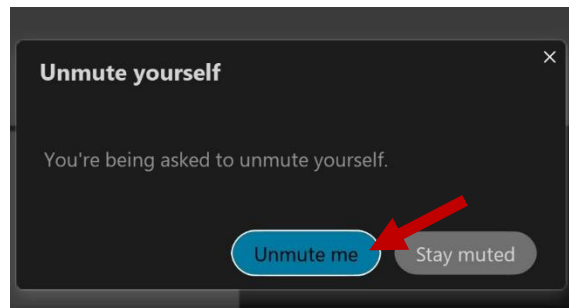


Please click on the hand icon again once your comment has been presented to lower your hand.

HOW TO – Join – DCA WebEx Event

Attendee lines will be unmuted in the order the requests were received, and you will be allowed to present public comment.

When you are identified as the next commenter, the moderator will unmute your line, sending you a request to unmute yourself. Clicking “unmute me” on the pop-up window will open your microphone. You may then begin providing your public comment.



NOTE: Your line will be muted at the end of the allotted public comment duration. You will be given a warning that your time is about to expire.