



MEMORANDUM

DATE	October 30, 2015
TO	Psychology Board Members
FROM	<i>Jacquelin Everhart</i> Jacquelin Everhart CE/Renewals Coordinator
SUBJECT	Agenda Item 15(b) (Licensing Committee): Continuing Education/Renewals Report

CE Audit/Renewals for Psychologists and Psychological Assistants Statistics:

Please find attached the statistics (as of October 30, 2015) for the Continuing Education (CE) Audits for September 2014 – April 2015, Reasons Why Licensed Psychologists Did Not Pass the CE Audit from September 2014 – April 2015, Citations Issued for Continuing Education Deficiencies, and the Approved Psychologist and Psychological Assistant Renewal Applications for July - October 2015.

Approximately 10% (approximately 80 licensees) of renewing licensees are selected for inclusion in the audit each month.

Attachments:

- A: CE Audits for September 2014 – April 2015
- B: Reasons Why Licensed Psychologists Did Not Pass the CE Audit from September 2014 – April 2015.
- C: Citations Issued for Continuing Education Deficiencies
- D: MCEP Non-Compliance Renewal Report 2010 - 2012
- E: Approved Psychologist and Psychological Assistant Renewal Applications for July – October 2015


Action Requested:

These items are for information purposes only. No action requested.

Continuing Education
Audits
Calendar Year: November 2015 Board Books

Month	Total # of Licensees Selected for Audit:	# Passed:	% Passed:	# Pending:	% Pending:	# Failed: (Referred to Citation & Fine Program)	% Failed:	Average Processing Time (Days): (Initial Notices to Compliance Verification)	Date Audit Initiated:	Date Audit Concluded:	Initiation to Conclusion (Days):	# Required a 2nd Notification:	% Required 2nd Notification:
September	86	75	87.21%	1	1.16%	10	11.63%	37.3	12/12/2014	7/31/2015	231	14	16.28%
October	88	79	89.77%	0	0.00%	9	10.23%	36.9	1/12/2015	9/2/2015	233		0.00%
November	81	69	85.19%	0	0.00%	12	14.81%	32.6	4/7/2015	7/6/2015	90	11	13.58%
December	81	70	86.42%	0	0.00%	11	13.58%	0.0	4/29/2015	8/12/2015	105	11	13.58%
January	63	51	80.95%	1	1.59%	11	17.46%	48.76	6/29/2015			12	19.05%
February	61	54	88.52%	0	0.00%	7	11.48%	50.90	6/30/2015	9/28/2015	90	12	19.67%
March	70	54	77.14%	9	12.86%	7	10.00%		9/8/2015			9	12.86%
April	67	53	79.10%	9	13.43%	5	7.46%		9/10/2015			3	4.48%
Totals	597	505	84.59%	20	3.35%	72	12.06%	26.7			150	36	6.03%

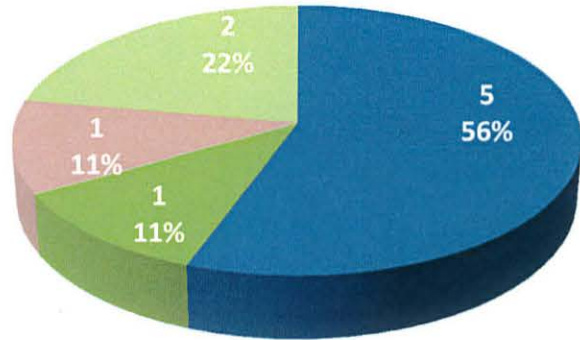
**CE Audit Overview
for Renewal Periods ending
September 2014 through February 2015**



The total number of licensees selected for audit from September 2014 - April 2015 is 597. Out of those, a total of 577 audits have been conducted, whereupon 505 have passed and 72 have failed.

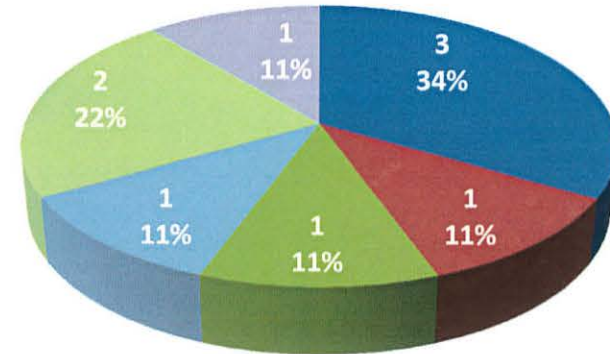
Reasons Why Licensed Psychologists Did Not Pass the CE Audit (Sept - Dec 2014)

Sep-2014



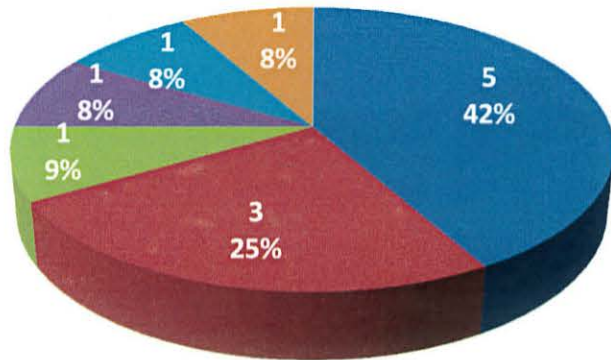
9 total

Oct-2014



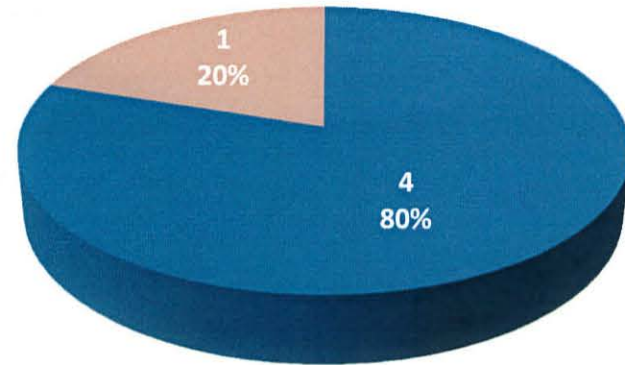
9 total

Nov-2014



12 total

Dec-2014

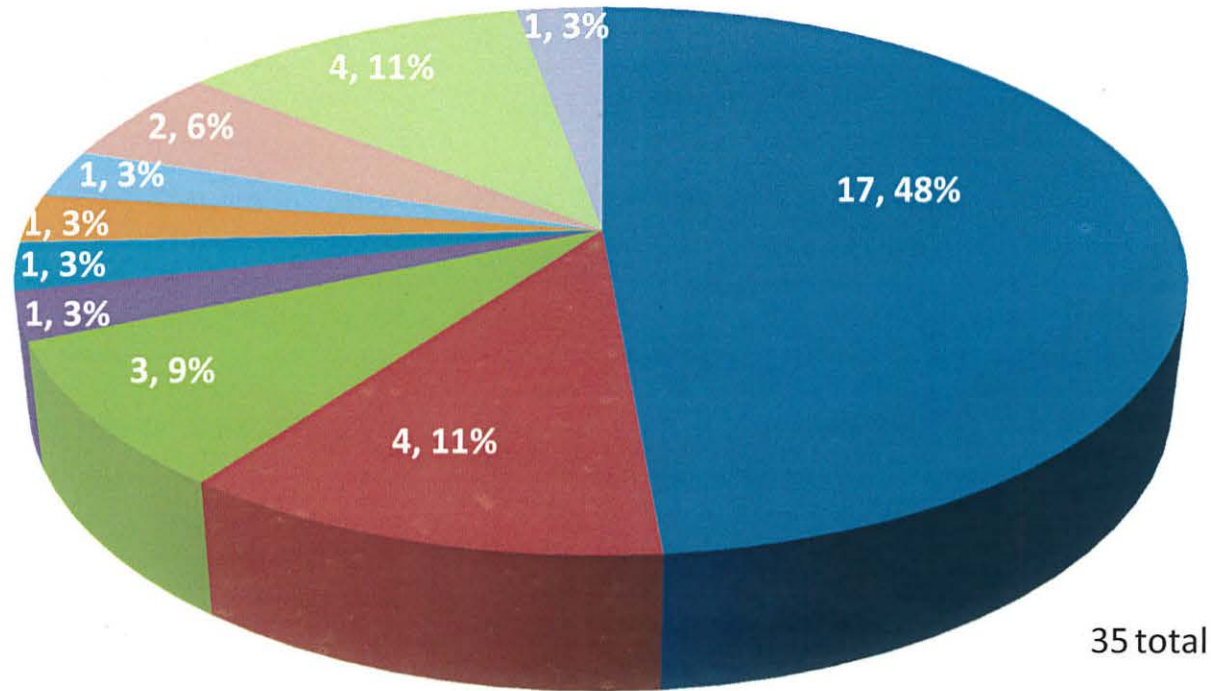


5 total

LEGEND

- Outside of renewal period
- Course(s) not approved
- No response (with signature)
- Course(s) less than one hour in duration submitted
- Insufficient Documents: No name or approval by APA, CPA, CMA or ACCME indicated.
- Insufficient Documents: No indication of live or distance
- Insufficient documents: No approval or number of hours on certificate
- No Response
- Short (didn't complete all required hours)
- Couldn't find documents

Sept - Dec 2014

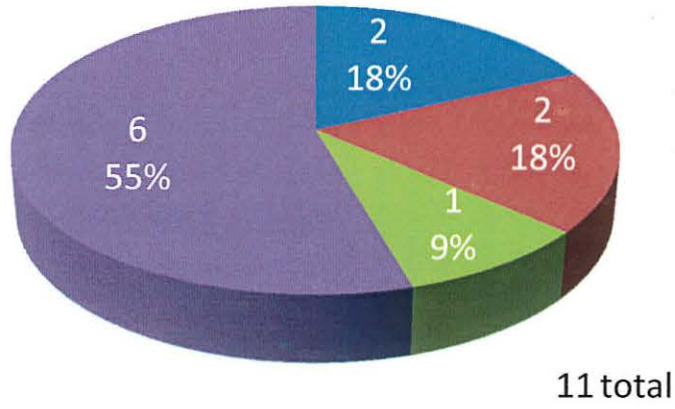


Legend

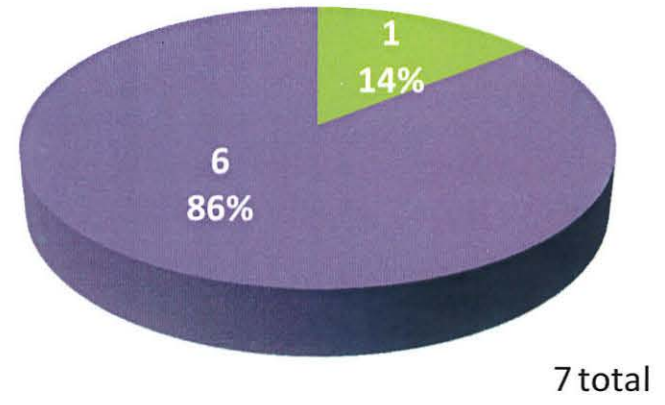
- Outside of renewal period
- Course(s) not approved
- No response (with signature)
- Course(s) less than one hour in duration submitted
- Insufficient Documents: No name or approval by APA, CPA, CMA or ACCME indicated.
- Insufficient Documents: No indication of live or distance
- Insufficient documents: No approval or number of hours on certificate
- No Response
- Short (didn't complete all required hours)
- Couldn't find documents

Reasons Why Licensed Psychologists Did Not Pass the CE Audit (Jan - April 2015)

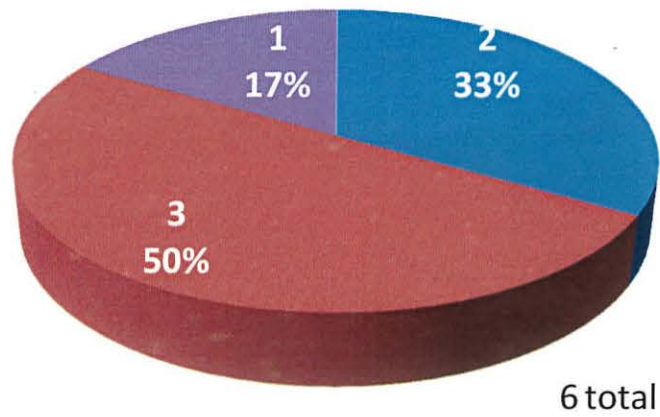
Jan-2015



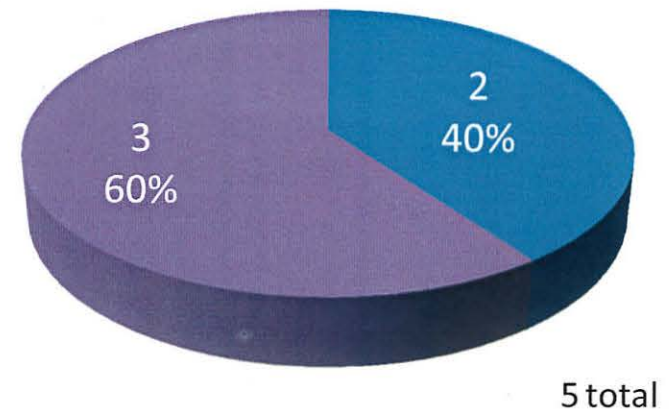
Feb-2015



Mar-2015



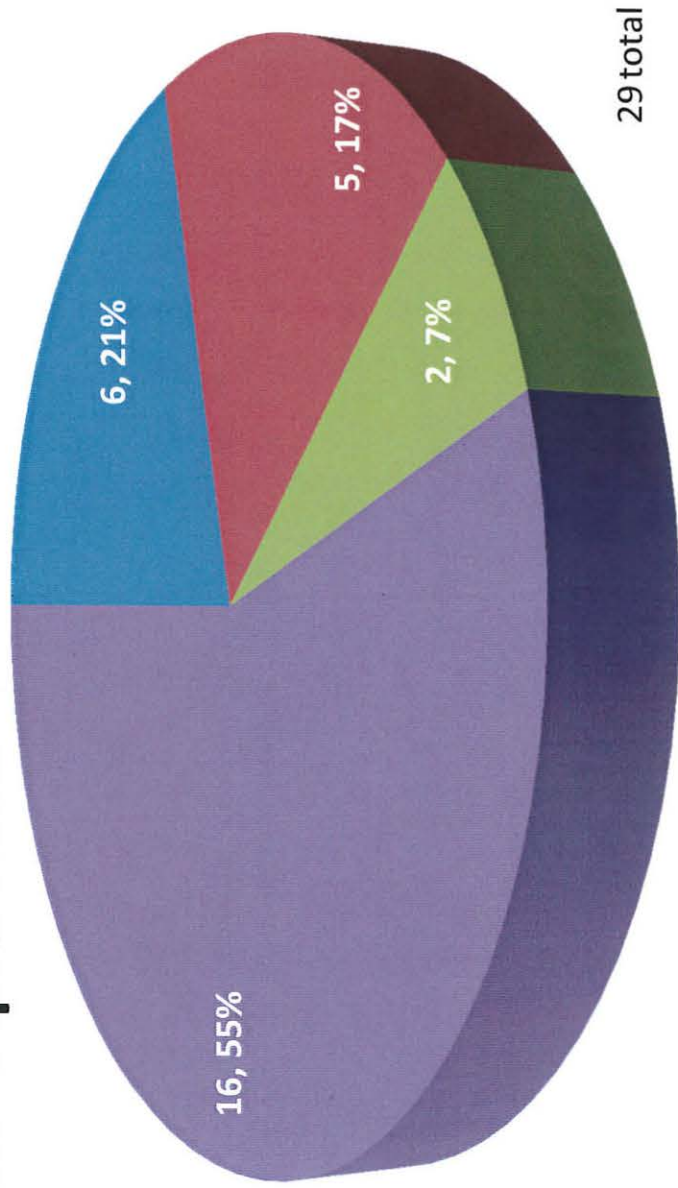
Apr-2015



Legend

- Outside of renewal period
- Course(s) not approved
- No Response
- Short (didn't complete all required hours)

Jan - April 2015



Legend

- Outside of renewal period
- Course(s) not approved
- No Response
- Short (didn't complete all required hours)

Citations Issued for Continuing Education Deficiencies

Date Range Reported:

7/8/2015 through 10/30/2015

Total # of Citations Issued:

8

Cause for Citation (Violation):

#

%

Insufficient Total Hours:

6

75.00%

Insufficient "Live" Hours:

2

25.00%

No Documents Submitted:

0

0.00%

Abatement/Compliance Status:

#

%

Violation Abated:

8

100.00%

Pending Abatement/Compliance:

0

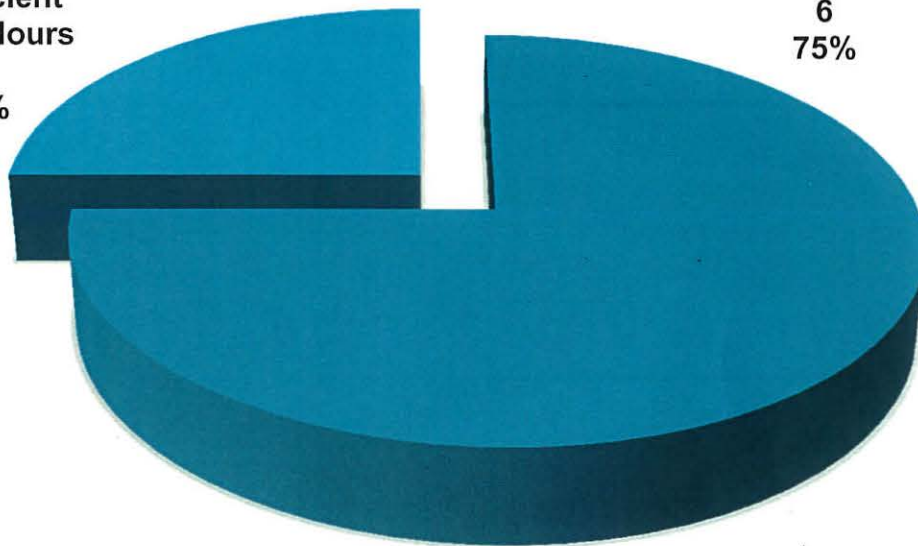
0.00%

Cause for Citation

8 Citations Issued

Insufficient
"Live" Hours
2
25%

Insufficient
Total Hours
6
75%



Definitions:

Live: As compared to "independent learning," where the instructor and student are not in direct visual or auditory contact. A minimum of nine (9) "live" hours are required per renewal cycle.

Abatement: Licensee has submitted documentation to come into compliance with the continuing education requirements.

Renewal Non-Compliance Rates - Historical Perspective																											
	Report Dates	%	%	%	%	%	%	%	%	%	%	%	%	%	%	%	%	Aug-12	%	Sep-12	%	12-Oct	%	Nov-12	%	Feb-13	%
License	Monthly	05/11	06/11	07/11	08/11	09/11	10/11	11/11	12/11	01/12	02/12	03/12	04/12	05/12	06/12	07/12		08/12		09/12		10/12		11/12		02/13	
Renewal	Renewal																										
Period	Count																										
Mar-10	644		2%	2%	2%	2%	2%	2%	2%	2%	2%	2%	2%	1%	1%	1%	1%	5	1%	4	1%	4	1%	4	1%	2	0%
Apr-10	582		3%	3%	3%	3%	3%	3%	2%	2%	2%	2%	2%	1%	1%	1%	1%	5	1%	5	1%	4	1%	4	1%	5	1%
May-10	628		3%	3%	3%	3%	3%	3%	3%	3%	3%	3%	2%	1%	1%	1%	1%	5	1%	5	1%	5	1%	4	1%	3	0%
Jun-10	685		3%	3%	3%	3%	3%	3%	3%	3%	3%	2%	2%	2%	1%	1%	1%	8	1%	6	1%	6	1%	4	1%	2	0%
Jul-10	734		3%	3%	3%	3%	3%	3%	3%	3%	3%	3%	3%	3%	3%	2%	2%	14	2%	11	1%	9	1%	9	1%	1	0%
Aug-10	631		3%	3%	3%	3%	3%	3%	3%	3%	3%	3%	3%	2%	2%	2%	2%	13	2%	10	2%	7	1%	3	0%	2	0%
Sep-10	632		3%	3%	3%	3%	3%	3%	3%	3%	3%	3%	3%	2%	2%	2%	2%	14	2%	14	2%	12	2%	11	2%	7	1%
Oct-10	680		3%	3%	3%	3%	3%	3%	3%	3%	2%	2%	2%	2%	2%	2%	2%	12	2%	10	2%	9	1%	7	1%	4	1%
Nov-10	578		2%	1%	1%	1%	1%	1%	1%	1%	1%	1%	1%	1%	1%	1%	1%	8	1%	7	1%	6	1%	5	1%	1	0%
Dec-10	584		11%	10%	10%	8%	4%	3%	3%	3%	3%	3%	3%	2%	2%	2%	2%	10	2%	6	1%	6	1%	4	1%	2	0%
Jan-11	567		7%	5%	4%	3%	3%	2%	2%	2%	2%	2%	2%	2%	2%	2%	2%	10	2%	10	2%	10	2%	8	1%	4	1%
Feb-11	567		6%	4%	2%	2%	1%	1%	1%	1%	1%	1%	1%	1%	1%	1%	1%	6	1%	5	1%	5	1%	5	1%	3	1%
Mar-11	571			6%	3%	2%	2%	2%	2%	2%	2%	2%	2%	1%	1%	1%	1%	5	1%	5	1%	5	1%	3	1%	1	0%
Apr-11	602				10%	4%	3%	3%	3%	2%	1%	1%	1%	1%	1%	1%	1%	4	1%	5	1%	5	1%	5	1%	4	1%
May-11	615					5%	3%	2%	2%	2%	1%	1%	1%	0%	0%	0%	0%	3	0%	3	0%	3	0%	2	0%	2	0%
Jun-11	563						6%	5%	3%	3%	2%	2%	1%	1%	1%	1%	1%	4	1%	4	1%	4	1%	3	1%	3	1%
Jul-11	632							9%	3%	3%	3%	3%	3%	2%	2%	2%	2%	12	2%	12	2%	12	2%	9	1%	8	1%
Aug-11	705							3%	2%	2%	2%	2%	2%	1%	1%	1%	1%	5	1%	4	1%	3	0%	3	0%	3	0%
Sep-11	649									11%	8%	6%	6%	3%	2%	2%	2%	15	2%	15	2%	15	2%	7	1%	5	1%
Oct-11	666										10%	4%	4%	3%	2%	2%	2%	12	2%	9	1%	6	1%	6	1%	2	0%
Nov-11	615													7%	5%	3%	1%	7	1%	5	1%	5	1%	4	1%	4	1%
Dec-11	668												12%	5%	3%	2%	2%	16	2%	11	2%	6	1%	5	1%	3	0%
Jan-12	632													6%	4%	3%	3%	20	3%	13	2%	9	1%	8	1%	7	1%
Feb-12	671														4%	2%	2%	8	1%	4	1%	4	1%	4	1%	1	0%
Mar-12	697															7%	4%	20	3%	13	2%	11	2%	9	1%	2	0%
Apr-12	585																9%	29	5%	20	3%	15	3%	12	2%	6	1%
May-12	232																	43	19%	21	9%	17	7%	13	6%	7	3%
Jun-12	670																		0%	46	7%	25	4%	9	1%	3	0%
Jul-12	761																		0%		0%	66	9%	26	3%	12	2%
Aug-12	667																		0%		0%		0%	46	7%	8	1%
Sep-12	670																		0%		0%		0%	76	11%	30	4%
Oct-12	704																		0%		0%		0%		0%	45	6%
Nov-12	627																		0%		0%		0%		0%	40	6%
Dec-12	634																		0%		0%		0%		0%	65	10%

Approved Renewal Applications for Psychologists and Psychological Assistants

