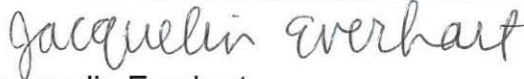


## MEMORANDUM

<b>DATE</b>	February 4, 2016
<b>TO</b>	Psychology Board Members
<b>FROM</b>	 Jacquelin Everhart CE/Renewals Coordinator
<b>SUBJECT</b>	<b>Agenda Item 19</b> Continuing Education/Renewals Report

### CE Audit/Renewals for Psychologists and Psychological Assistants Statistics:

Please find attached the following statistics (as of February 4, 2016):

- A: CE Audits for January – August 2015
- B: CE Audit Overview: Pass vs. Fail
- C: Reasons for Not Passing the CE Audit: May – June 2015
- C: Citations Issued for CE Deficiencies
- D. Psychologist and Psychological Assistant Applications Processed: November 2015 – January 2016

Approximately 10% (approximately 80 licensees) of renewing licensees are selected for inclusion in the audit each month.

### Action Requested:

These items are for information purposes only. No action requested.

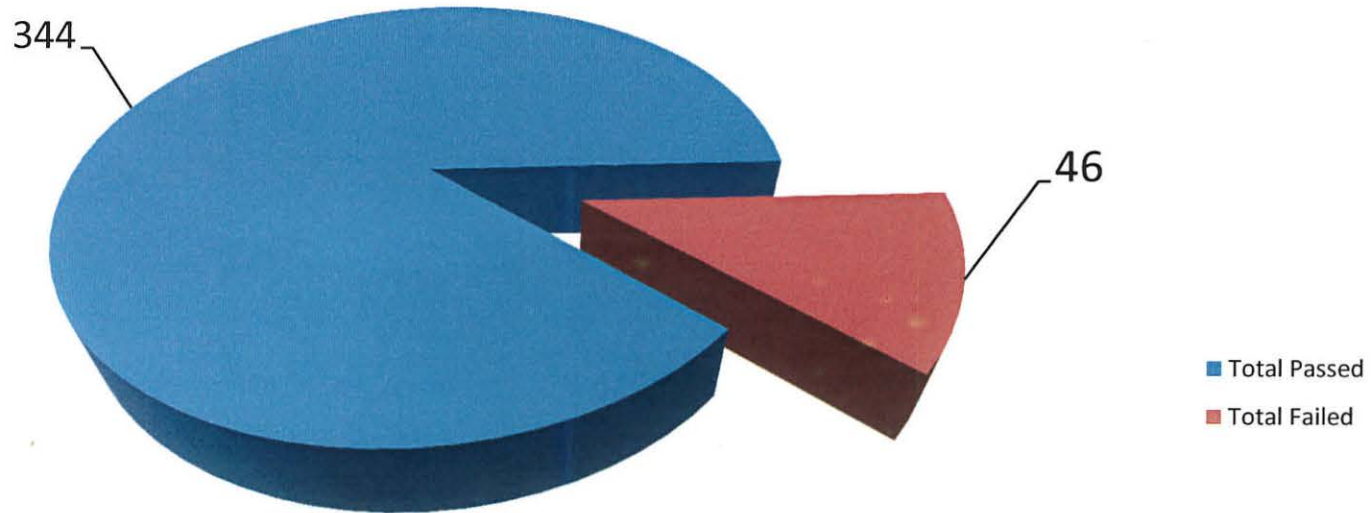
# Continuing Education Audits

January - August 2015

Month	Total # of Licensees Selected for Audit:	# Passed:	% Passed:	# Pending:	% Pending:	# Failed: (Referred to Citation & Fine Program)	% Failed:	Average Processing Time (Days): <small>(Initial Notices to Compliance Verification)</small>	Date Audit Initiated:	Date Audit Concluded:	Initiation to Conclusion (Days):	# Required a 2nd Notification :	% Required 2nd Notification:
January	63	52	82.54%	0	0.00%	11	17.46%	48.8	6/29/2015	11/4/2015	128	12	19.05%
February	61	54	88.52%	0	0.00%	7	11.48%	50.9	6/30/2015	9/28/2015	90	12	19.67%
March	70	60	85.71%	0	0.00%	10	14.29%	31.4	9/8/2015	12/3/2015	86	9	12.86%
April	67	61	91.04%	0	0.00%	6	8.96%	25.7	9/10/2015	11/25/2015	76	3	4.48%
May	71	61	85.92%	5	7.04%	5	7.04%	29.41	12/2/2015				
June	68	56	82.35%	5	7.35%	7	10.29%	31.08	12/2/2015				
July	68			68	100.00%				2/3/2016				
August	81			81	100.00%				2/3/2016				
	<b>549</b>	<b>344</b>	<b>62.66%</b>	<b>159</b>	<b>28.96%</b>	<b>46</b>							

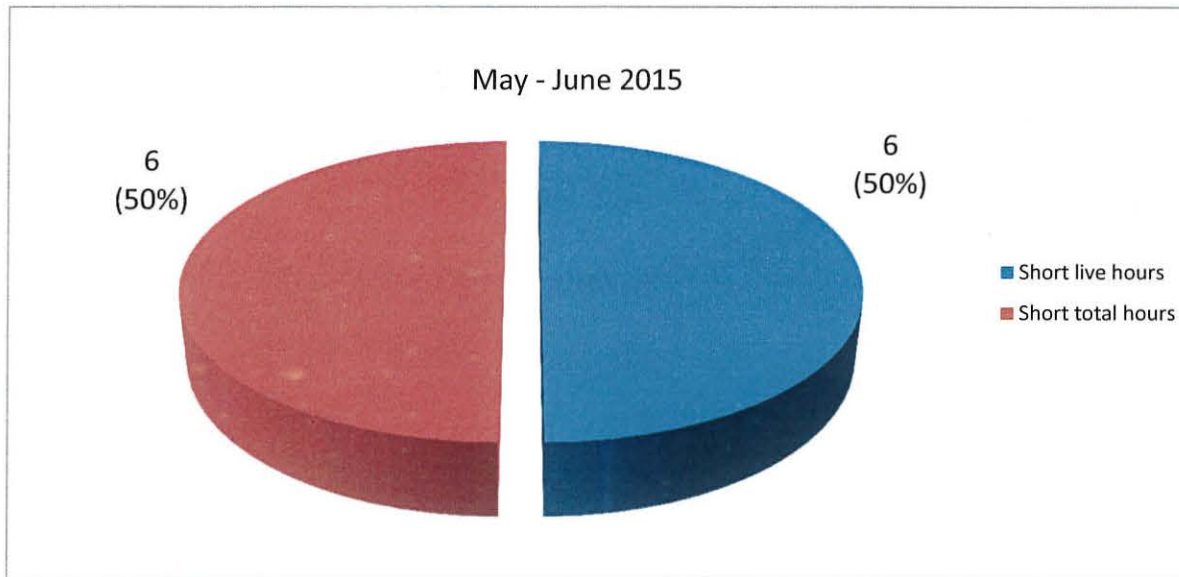
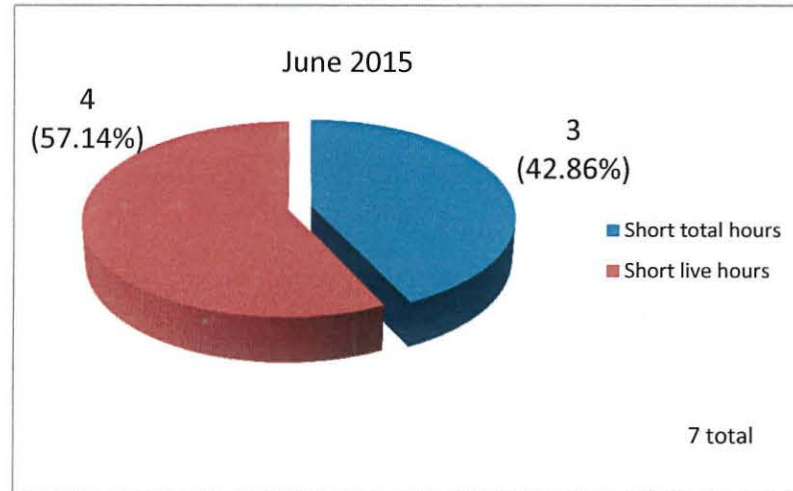
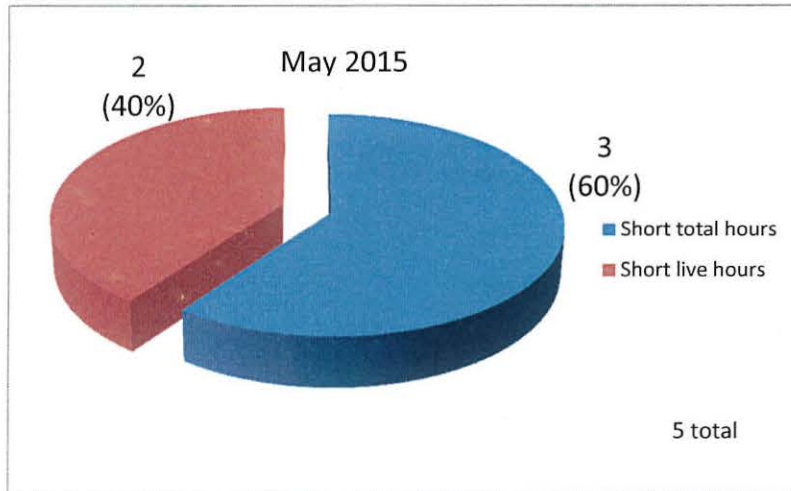
Total Audited	Total Passed	Total Failed
390	344	46

**CE Audit Overview: Pass vs. Fail  
January through August 2015**



The total number of licensees selected for audit from January 2015 - August 2015 is 549. Out of those, a total of 390 audits have been conducted, whereupon 344 (88.21%) have passed and 46 (11.79%) have failed.

Reasons for Not Passing the CE Audit:  
May - June 2015



From January - April 2015, as reported at the November Board meeting, 16 licensees were short hours, six obtained hours outside of the renewal cycle, five took courses that were not approved and two did not respond to the audit request.

## Citations Issued for Continuing Education Deficiencies

Date Range Reported:

12/4/2015 through 1/29/2016

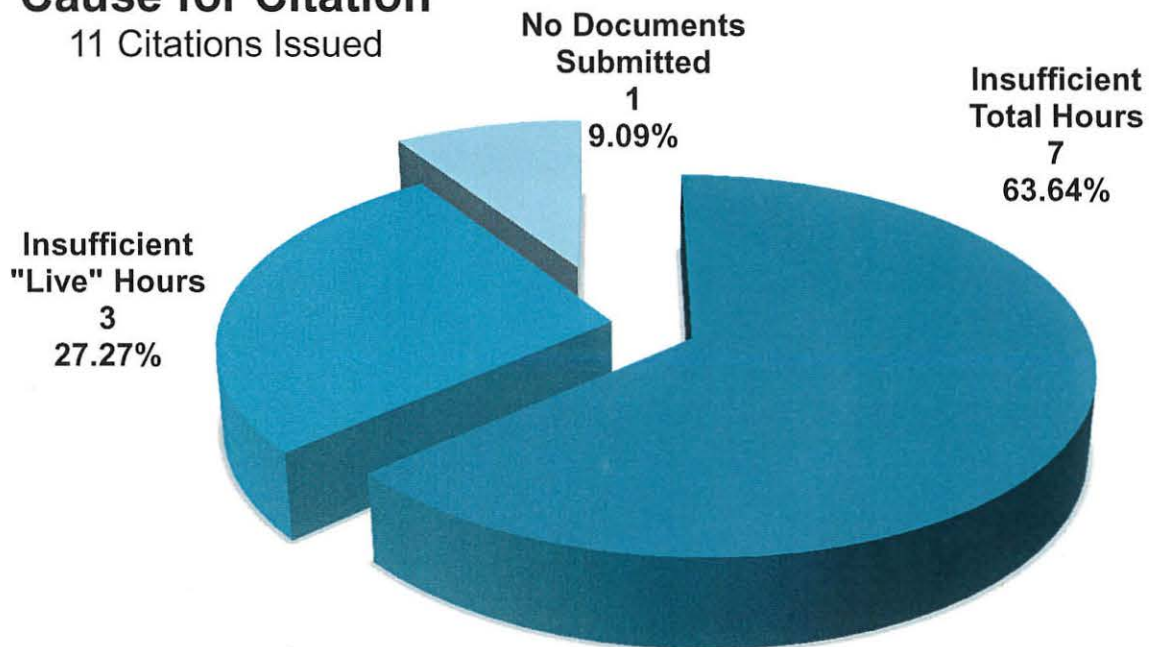
**Total # of Citations Issued:** 11

Cause for Citation (Violation):	#	%
Insufficient Total Hours:	7	63.64%
Insufficient "Live" Hours:	3	27.27%
No Documents Submitted:	1	9.09%

Abatement/Compliance Status:	#	%
Violation Abated:	8	72.73%
Pending Abatement/Compliance:	3	27.27%

### Cause for Citation

11 Citations Issued

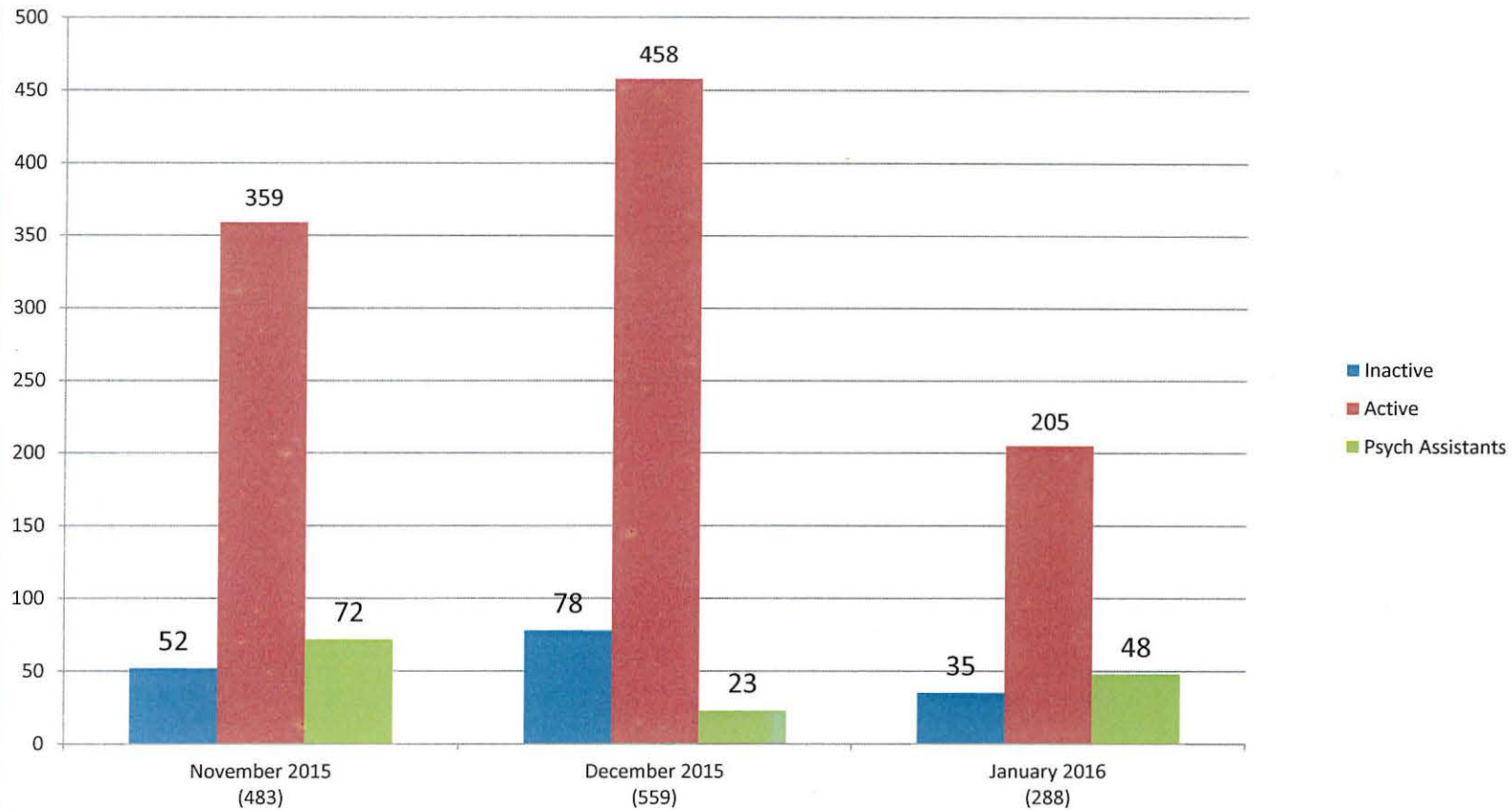


### Definitions:

**Live:** As compared to "independent learning," where the instructor and student are not in direct visual or auditory contact. A minimum of nine (9) "live" hours are required per renewal cycle.

**Abatement:** Licensee has submitted documentation to come into compliance with the continuing education requirements.

### Psychologist and Psychological Assistant Applications Processed November 2015 - January 2016



An average of 395.7 psychologist renewal applications were processed in the past three months, with 340.7 of those renewing as active and 55 renewing as inactive. Additionally, an average of 47.7 psychological assistant applications were processed.