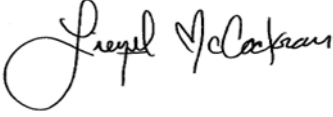


MEMORANDUM

DATE	May 30, 2017
TO	Psychology Board Members
FROM	 Liezel McCockran CE/Renewals Coordinator
SUBJECT	Agenda Item #11 – Continuing Education/Renewals Report

Continuing Education (CE) Audit/Renewals for Psychologists and Psychological Assistants Statistics:

Attached please find the following statistics (as of May 30, 2017):

- A: CE Audits for January 2016 – April 2016
- B: CE Audit Overview: Pass vs. Fail
- C: Reasons for Not Passing the CE Audit: January 2016 – April 2016
- D: Citations Issued for CE Deficiencies
- E. Psychologist and Psychological Assistant Renewal Applications Processed:
January 2017 – May 2017

Due to previous workload backlogs and a multi-month staff vacancy, staff is currently working on completing a backlog of 110 citations and the last completed CE Audit was for the month of April 2016. A plan is currently in place to resolve the CE citations and audit backlog and resume monthly CE audits by the September Board Meeting.

Additionally, the following items were requested at the February Board Meeting:

- A report on online vs. mailed in renewals
- Statistics on the number of pass/fail and number of citations issued over the last three (3) fiscal years
- Statistics on the pass/fail rate for 2nd audits (i.e. licensees who have previously failed the CE Audit and are being audited a second time)

Due to the recent filling of the CE/Renewals Coordinator position at the Board, the above-mentioned items are not included in this CE Report as staff time and workload did not allow for these items to be completed. These items will be included in the upcoming September Board Meeting Continuing Education Report.

Action Requested:

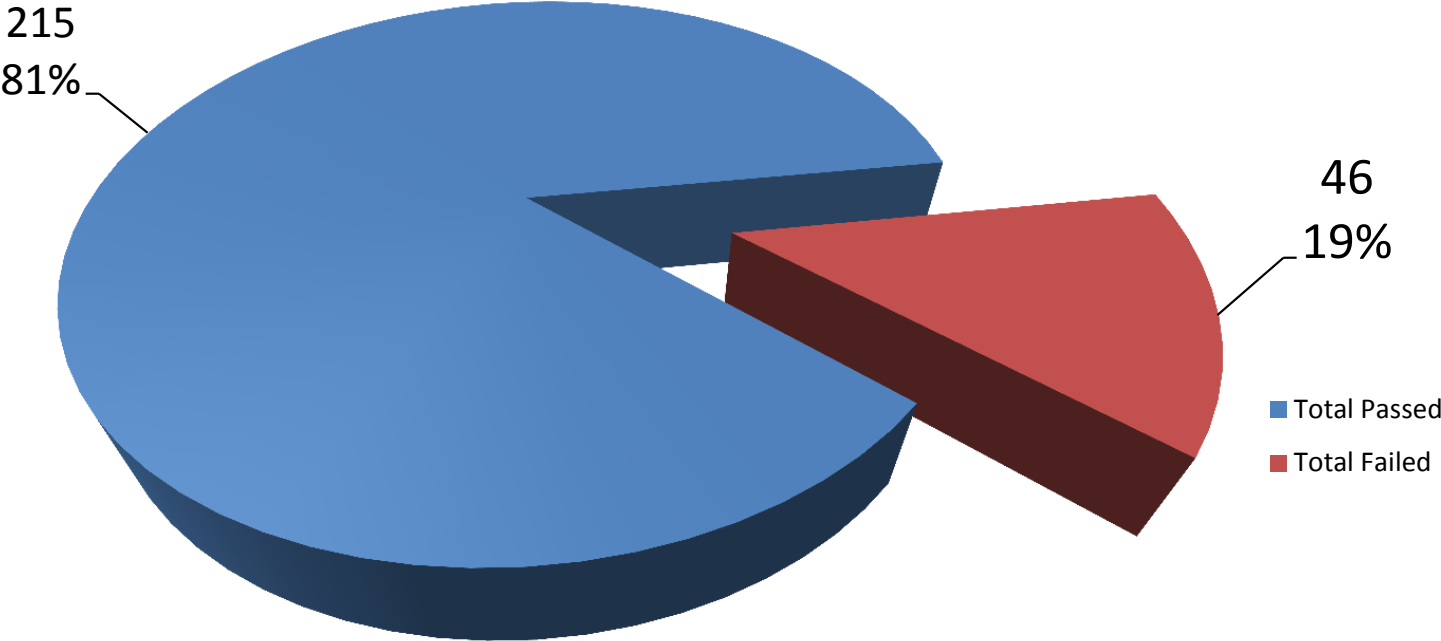
These items are for information purposes only. No action requested.

Continuing Education Audits January 2016 - April 2016

Month	Total # of Licensees Selected for Audit:	# Passed:	% Passed:	# Pending:	% Pending:	# Failed: <small>(Referred to Citation & Fine Program)</small>	% Failed:	Average Processing Time (Days): <small>(Initial Notices to Compliance Verification)</small>	Date Audit Initiated:	Date Audit Concluded:	Initiation to Conclusion (Days):	# of 2nd Notification Required:	% Required 2nd Notification:
January	69	57	82.61%	0	0.00%	12	17.39%	28.59	10/14/2016	1/4/2017	82	18	26.09%
February	62	51	82.26%	0	0.00%	11	17.74%	26.7	10/14/2016	12/13/2016	60	10	16.13%
March	76	63	82.89%	0	0.00%	13	17.11%	45.8	12/20/2016	2/23/2017	65	22	28.95%
April	66	50	75.76%	0	0.00%	16	24.24%	65.7	12/20/2016	5/30/2017	161	15	22.73%
Totals:	273	221	80.95%	0	0.00%	52	19.05%	41.7					

Total Audited	Total Passed	Total Failed	Total Pending
273	221	52	0
	80.95%	19.05%	0.00%

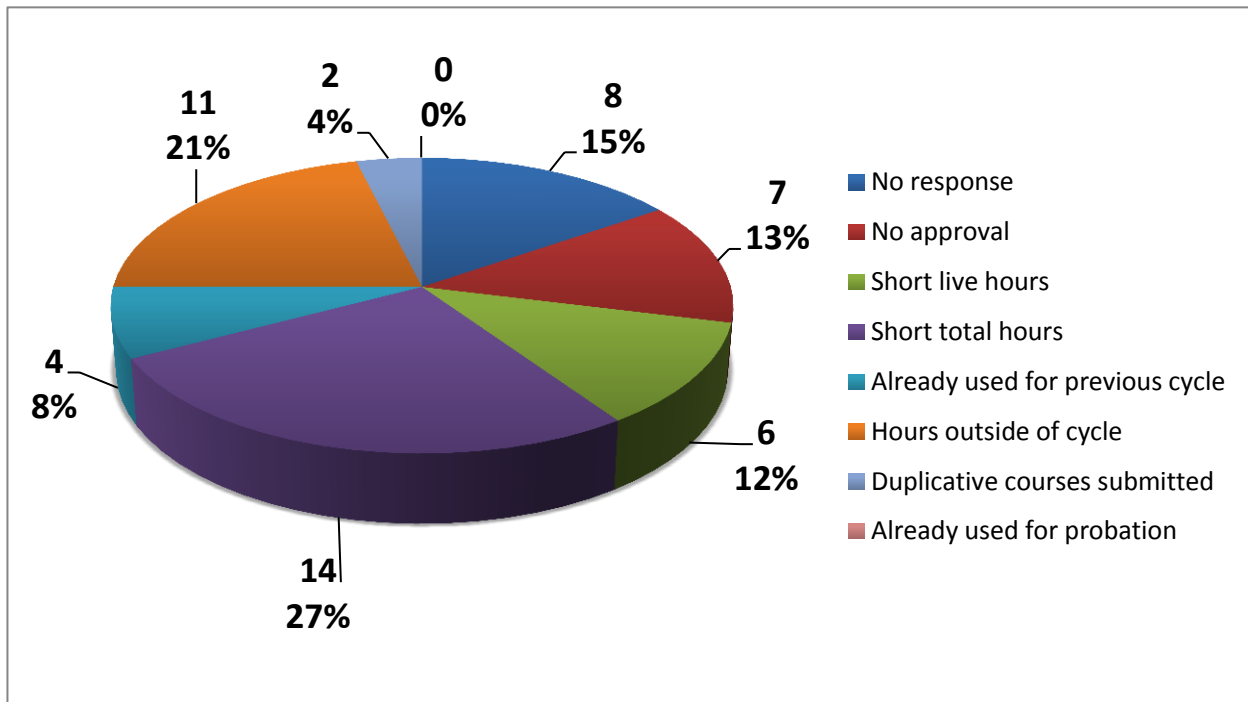
**CE Audit Overview: Pass vs. Fail
January through April 2016**



The total number of licensees selected for audit from January 2016 - April 2016 is 275. Out of those, 221 (80.95%) have passed and 52 (19.05%) have failed.

Reasons for Not Passing the CE Audit: January 2016 - April 2016

	January	February	March	April	TOTALS
No response	3	0	3	2	8
No approval	1	2	3	1	7
Short live hours	3	2	0	1	6
Short total hours	2	2	3	7	14
Already used for previous cycle	0	4	0	0	4
Hours outside of cycle	3	1	4	3	11
Duplicative courses submitted	0	0	0	2	2
Already used for probation	0	0	0	0	0
TOTALS	12	11	13	16	



Citations Issued for Continuing Education Deficiencies

Date Range Reported: 1/26/2017 - 5/26/2017

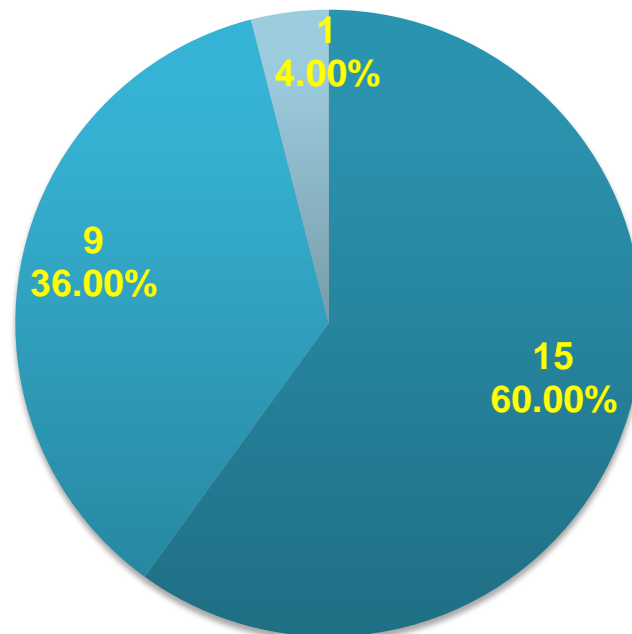
Total # of Citations Issued: 25

Cause for Citation (Violation):	#	%
Insufficient Total Hours:	15	60.00%
Insufficient "Live" Hours:	9	36.00%
No Documents Submitted:	1	4.00%

Abatement/Compliance Status:	#	%
Violation Abated:	7	28.00%
Pending Abatement/Compliance:	18	72.00%

Cause for Citation

25 Citations Issued



Definitions:

Live: As compared to "independent learning," where the instructor and student are not in direct visual or auditory contact. A minimum of nine (9) "live" hours are required per renewal cycle.

Abatement: Licensee has submitted documentation to come into compliance with the continuing education requirements.