


## MEMORANDUM

<b>DATE</b>	April 24, 2018
<b>TO</b>	Psychology Board Members
<b>FROM</b>	 Liezel McCockran CE/Renewals Coordinator
<b>SUBJECT</b>	Agenda Item #17 – Continuing Education/Renewals Report

Attached please find the following Continuing Education (CE) Audit/Renewals for Psychologists and Psychological Assistants statistics (as of April 4, 2018):

- A. CE Audit
- B. Reasons for Not Passing CE Audit
- C. Psychologist and Psychological Assistant Renewal Applications Processed:  
January 2018 – April 2018\*
- D. Online vs. Mailed In Renewals Processed

Staff has resumed audits for May and June 2016. To date, the pass rate average is 77 percent for January 2016 – June 2016 audits. Among these audits, the fail rate average is 18 percent with the primary reason for not passing the CE audit being not having the required 36 hours of CE.

An average of 549 Psychologist renewal applications were processed per month, with an average of 479 renewing as Active and 70 renewing as Inactive. Approximately 405 Psychologists renew their license online per month and an average of 143 Psychologists mail their renewals in.

**Action Requested:**

These items are for information purposes only. No action requested.

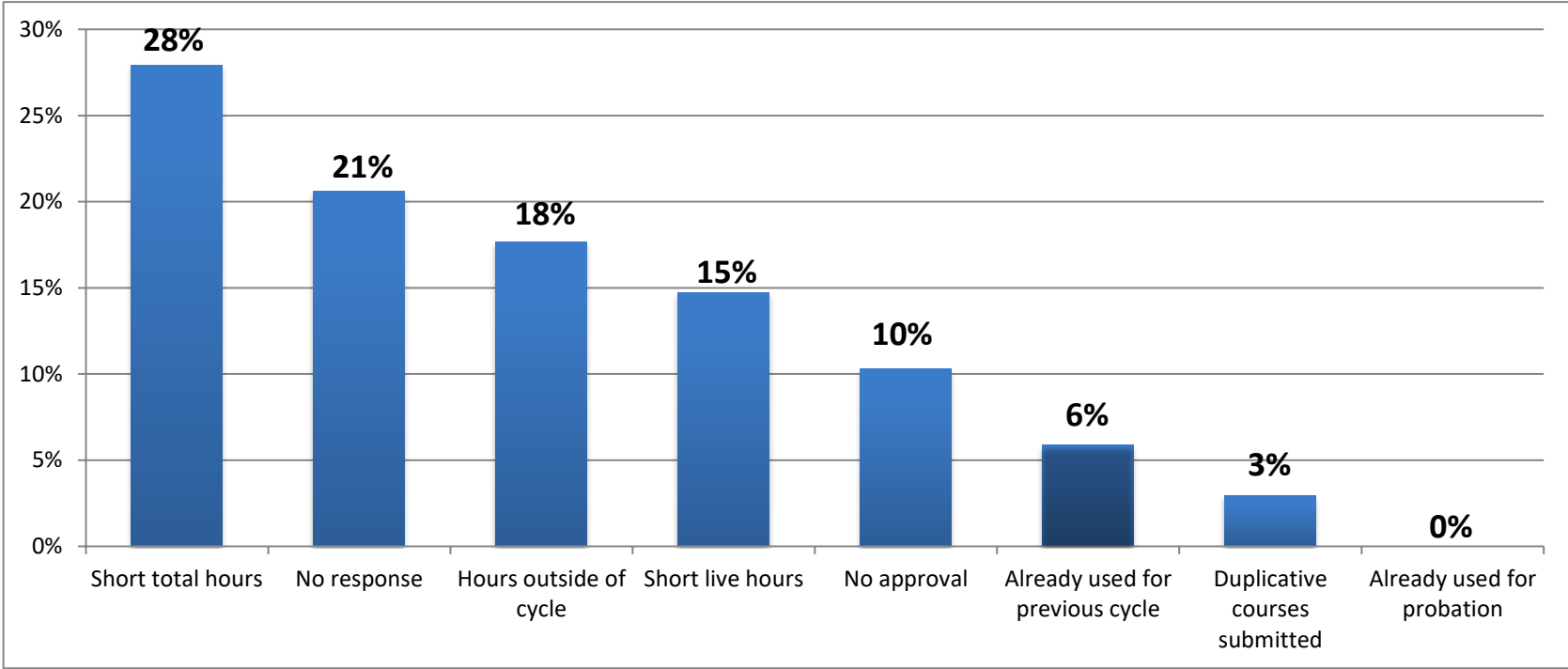
## Continuing Education Audits

### January 2016 - June 2016

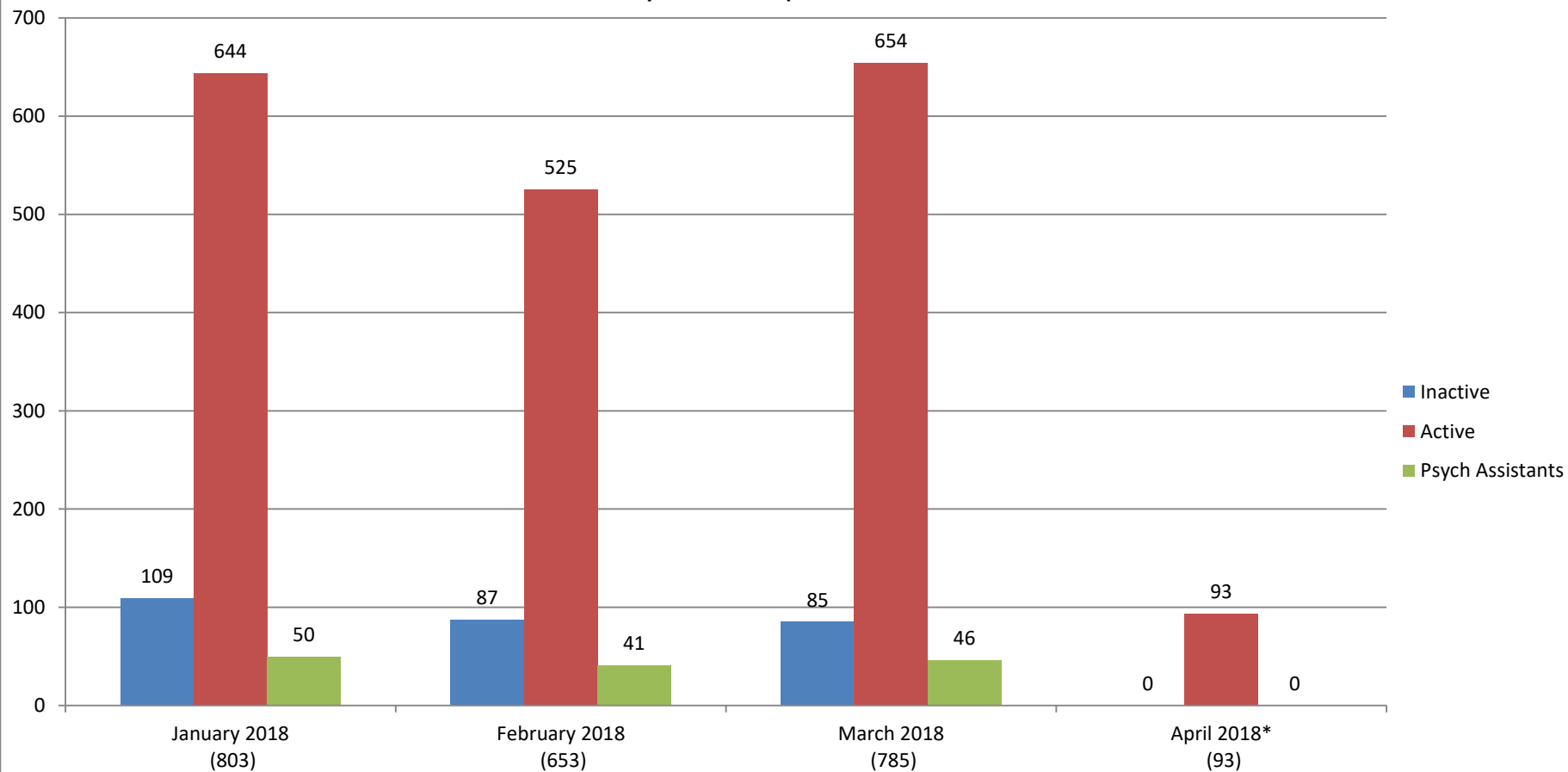
Month	Total # of Licensees Selected for Audit:	# Passed:	% Passed:	# Pending:	% Pending:	# Failed: (Referred to Citation & Fine Program)	% Failed:
January	69	57	82.61%	0	0.00%	12	17.39%
February	62	51	82.26%	0	0.00%	11	17.74%
March	76	63	82.89%	0	0.00%	13	17.11%
April	66	50	75.76%	0	0.00%	16	24.24%
May	45	36	80.00%	0	0.00%	7	15.56%
June	48	25	52.08%	16	33.33%	7	14.58%
<b>Totals:</b>	<b>366</b>	<b>282</b>	<b>77.05%</b>	<b>16</b>	<b>4.37%</b>	<b>66</b>	<b>18.03%</b>

Total Audited	Total Passed	Total Failed	Total Pending
366	282	66	16
	77.05%	18.03%	5.67%

### Reasons for Not Passing CE Audit January - June 2016



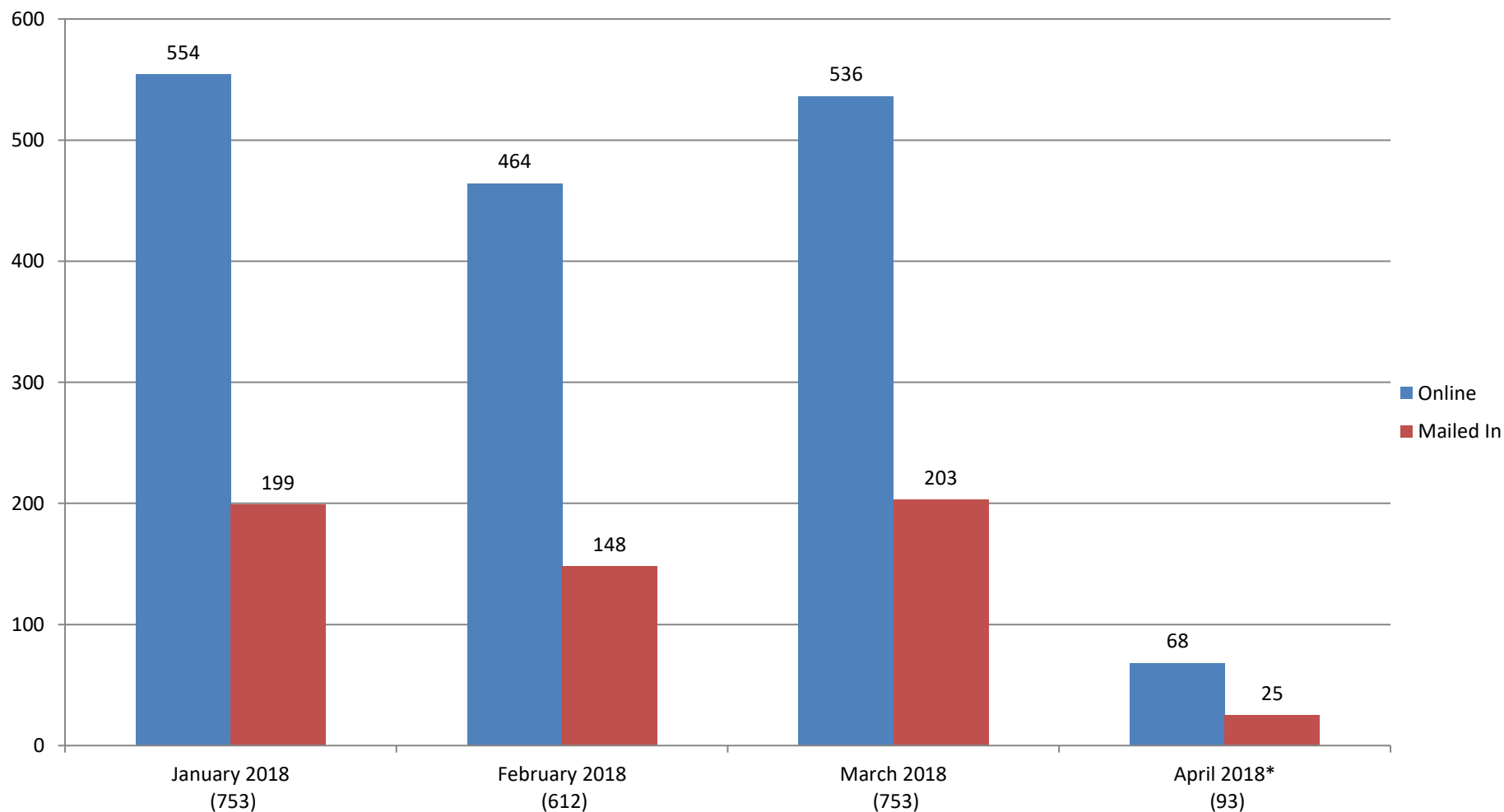
### Psychologist and Psychological Assistant Renewal Applications Processed January 2018 - April 2018\*



An average of 549 Psychologist renewal applications were processed in the past 4 months, with an average of 479 renewing as Active and 70 renewing as Inactive. Additionally, an average of 34 Psychological Assistants applications were processed each month.

\*As of April 4, 2018

### Online vs. Mailed In Renewals Processed January 2018 - April 2018\*



On average, 405 Psychologists renew online per month and an average of 143 Psychologists mail in their renewals per month.

\*As of April 4, 2018