


## MEMORANDUM

<b>DATE</b>	September 28, 2018
<b>TO</b>	Licensing Committee Members
<b>FROM</b>	 Stephanie Cheung Licensing Manager
<b>SUBJECT</b>	<b>Agenda Item 6</b> Licensing Report

### Staffing Update:

The Board is pleased to announce that Mr. Troy Polk has been hired as the Board's Licensing Analyst. He started with the Board on September 24, 2018. Mr. Polk will be responsible for program analysis, reviewing and processing licensing and registration applications, and providing technical assistance to the public relating to licensing issues. While the Board was actively recruiting an analyst, licensing staff has taken on the additional workload to keep the licensure process moving forward. The Board recognizes Licensing staff's hard work and greatly appreciates their dedicated effort.

The Board is actively recruiting for the Licensing/BreEZe Coordinator vacancy within the Licensing unit. The incumbent will serve as the lead analyst of the Licensing unit and the subject matter expert for the BreEZe system.

### License/Registration Data by Fiscal Year:

License & Registration	10/11	11/12	12/13	13/14	14/15	15/16	16/17	17/18	18/19**
<b>Psychologist*</b>	21,527	22,020	22,688	***	20,575	20,024	20,580	21,116	21,227
<b>Psychological Assistant</b>	1,507	1,635	1,727	***	1,701	1,466	1,446	1,361	1,442
<b>Registered Psychologist</b>	312	320	349	***	280	278	250	179	157

\*Current and Current Inactive

\*\*As of September 28, 2018

\*\*\*Statistics unavailable

Please refer to the Licensing Population Report (Attachment A) for statistics on the different license statuses across the three types of license and registration.

## **Application Workload Reports:**

Three new reports were created to provide statistics on the application status by month for each of the license and registration type (see Attachment B). The Board has included data for the past six months in order to show the dynamic nature of the application process. On each report, the type of transaction is indicated on the x-axis of the graphs. The different types of transaction and the meaning of the transaction status is explained below for the Committee's reference.

### **Psychologist Application Workload Report**

“Exam Eligible for EPPP” (Examination for Professional Practice in Psychology) is the first step towards licensure. In this step, an applicant has applied to take the EPPP. An application with an “open” status means it is deficient or pending initial review.

“Exam Eligible for CPLEE” (California Psychology Law and Ethics Exam) is the second step towards licensure. In this step, the applicant has successfully passed the EPPP and has applied to take the CPLEE. An application with an “open” status means it is deficient, pending review, or it is an applicant that is waiting for approval to re-take the examination when the new form becomes available in the next quarter.

“CPLEE Retake Transaction” is a process for applicants who hold special credentials, like a Certification of Professional Qualification (CPQ), credentialed as a Health Service Provider in Psychology by the National Register of Health Service Providers in Psychology (NRHSPP), or certified by the American Board of Professional Psychology (ABPP), and are required to re-take the CPLEE. This process is also created for licensees who are required to take the CPLEE due to probation. An “open” status application has the same meaning as that in the transaction for “Exam Eligible for CPLEE”

“Initial App for Psychology Licensure” is the last step of licensure. This transaction captures the number of licenses that are issued if the status is “approved” or pending additional information when it has an “open” status.

### **Psychological Assistant Application Workload Report**

Psychological Assistant registration application is a single-step process. The “Initial Application” transaction provides information regarding the number of registrations issued as indicated by an “approved” status, and any pending application that is deficient or pending initial review is indicated by an “open” status.

Since all psychological assistants hold a single registration numbers, an additional mechanism, the “Change of Supervisor” transaction, is created to facilitate the process for psychological assistants who wishes to practice with more than one primary supervisor or to change primary supervisor. A change is processed when all information is received, thus there is no open status for this transaction type.

### Registered Psychologist Application Workload Report

Registered Psychologist registration application is also a single-step process. The “Initial Application” transaction provides information regarding the number of registration issued as indicated by an “approved” status, and any pending application that is deficient or pending initial review is indicated by an “open” status.

#### **Attachments:**

- A. Licensing Population Report as of September 28, 2018
- B. Application Workload Reports
- C. Applications Received October 1, 2017 – September 15, 2018
- D. Examination Statistics September 2017 – August 2018

#### **Action:**

This item is for informational purposes only. No action is required.



STATE DEPARTMENT OF CONSUMER AFFAIRS  
BREEZE SYSTEM

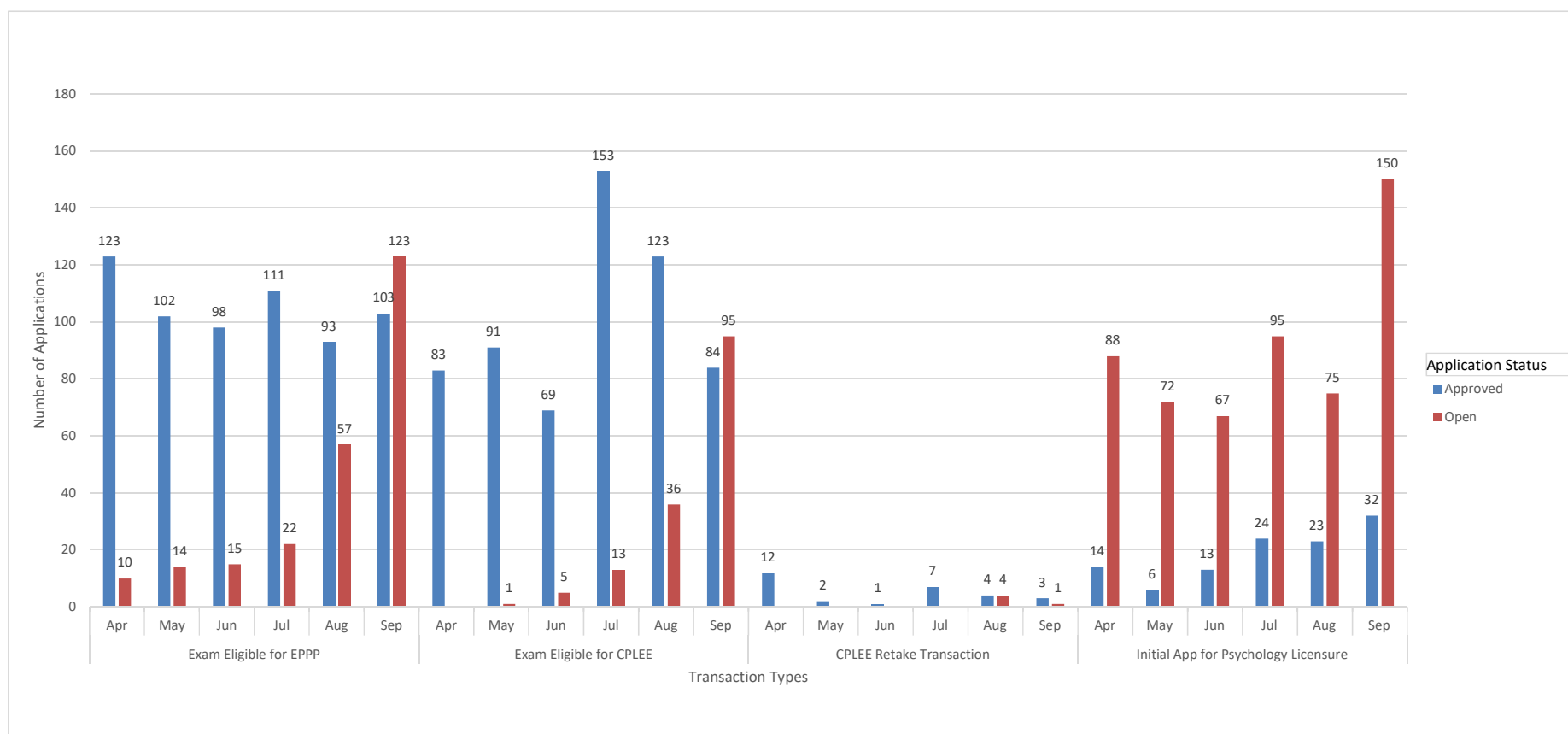


LICENSING POPULATION REPORT  
BOARD OF PSYCHOLOGY  
AS OF 9/28/2018

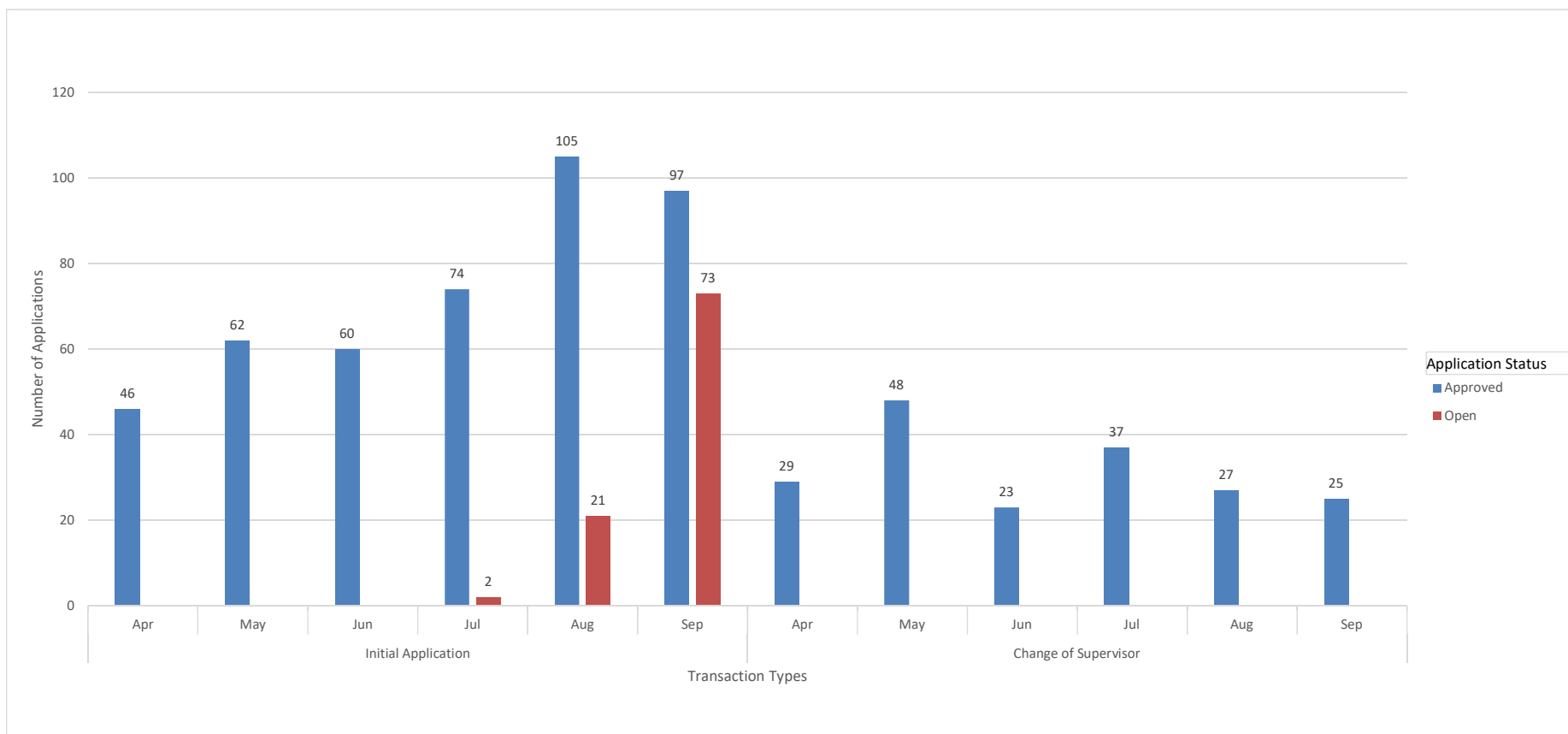
License Type	STATUS CODES								Total
	Licensing					Enforcement			
	20	21	45	50	85	48	63	65	
Psychologist	18,353	2,874	1,159	5,924	970	0	211	145	29,636
Psychological Assistant	1,442	0	142	20,677	8	0	8	7	22,284
Registered Psychologist	157	0	0	4,412	1	0	0	0	4,570
Total	19,952	2,874	1,301	31,013	979	0	219	152	56,490

20 Current	48 Suspension
21 CurrentInactive	63 Surrendered
45 Delinquent	65 Revoked
50 Cancelled	
85 Deceased	

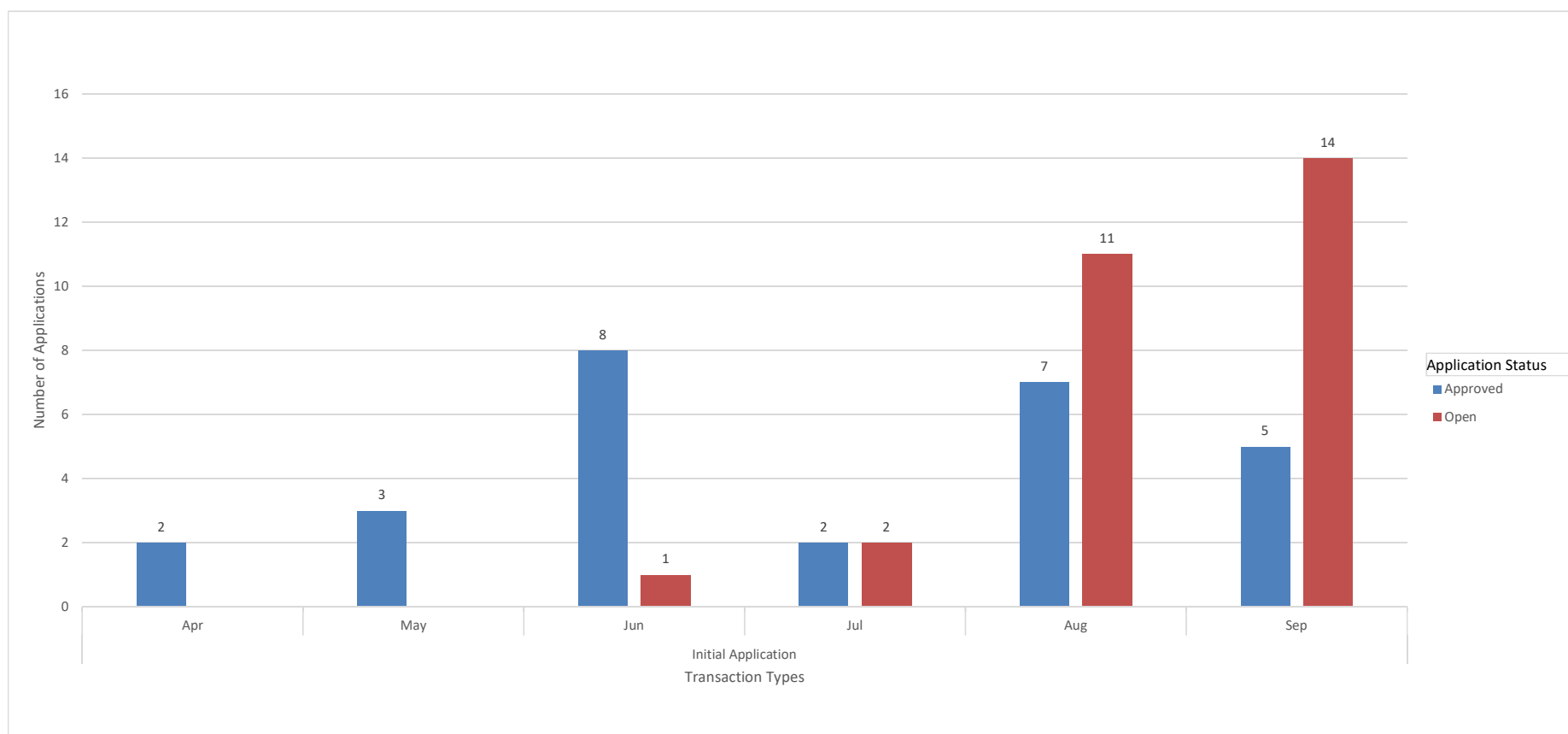
# Psychologist Application Workload Report April 1, 2018 to September 26, 2018



Psychological Assistant Application Workload Report  
April 1, 2018 to September 26, 2018

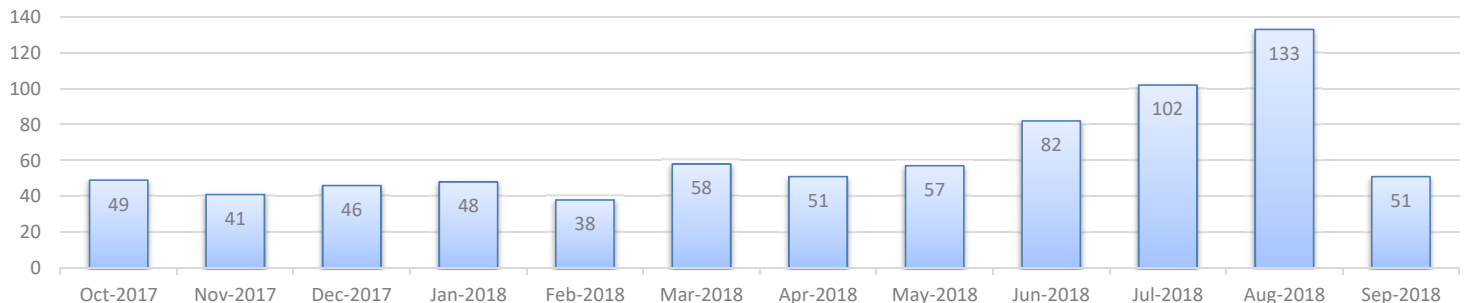


Registered Psychologist Application Workload Report  
April 1, 2018 to September 26, 2018

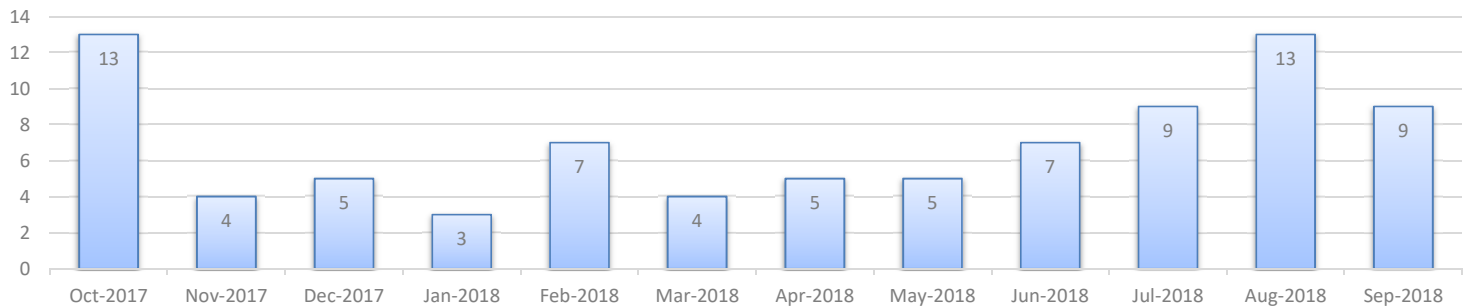


## Applications Received October 1, 2017 - September 15, 2018

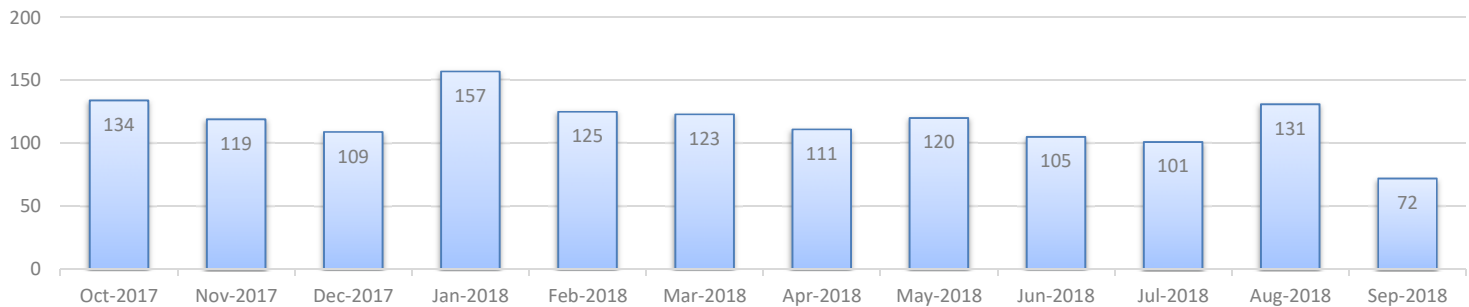
### Total of 756 Registered Psychological Assistant Applications Received



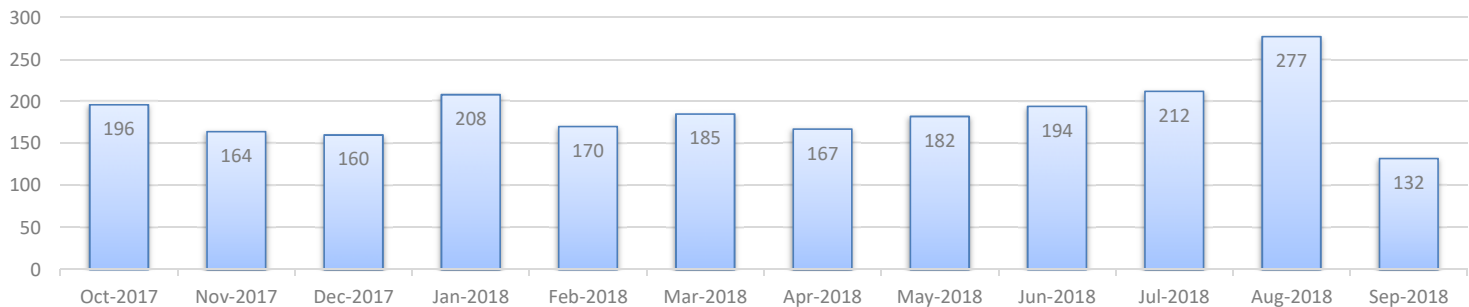
### Total of 84 Registered Psychologist Applications Received



### Total of 1407 Psychologist Applications Received



### Total of 2247 Applications Received





**Examination Statistics September 2017 - August 2018  
As of September 28, 2018**

**2017/2018 Monthly EPPP Examination Statistics**

<b>Month</b>	<b># of Candidates</b>	<b># Passed</b>	<b>% Passed</b>	<b>Total First Timers</b>	<b>First Time Passed</b>	<b>% First Time Passed</b>
September 2017	137	64	46.72	88	54	61.36
October 2017	102	40	39.22	63	32	50.79
November 2017	104	46	44.23	41	23	56.10
December 2017	131	66	50.38	65	46	70.77
January 2018	104	57	54.81	61	42	68.85
February 2018	115	56	48.70	56	41	73.21
March 2018	147	75	51.02	86	53	61.63
April 2018	154	87	56.49	88	65	73.86
May 2018	152	78	51.32	93	66	70.97
June 2018	162	87	53.70	96	69	71.88
July 2018	173	90	52.02	103	71	68.93
August 2018	137	66	48.18	74	50	67.57
<b>Total</b>	<b>1618</b>	<b>812</b>	<b>49.73</b>	<b>914</b>	<b>612</b>	<b>66.33</b>

**2017/2018 Monthly CPLEE Examination Statistics**

<b>Month</b>	<b># of Candidates</b>	<b># Passed</b>	<b>% Passed</b>	<b>Total First Timers</b>	<b>First Time Passed</b>	<b>% First Time Passed</b>
September 2017	129	101	78.29	111	88	79.28
October 2017	105	82	78.10	68	54	79.41
November 2017	83	68	81.93	61	50	81.97
December 2017	101	76	75.25	88	69	78.41
January 2018	72	61	84.72	49	42	85.71
February 2018	81	65	80.25	59	44	74.58
March 2018	112	90	80.36	87	71	81.61
April 2018	65	39	60.00	46	28	60.87
May 2018	88	69	78.41	65	53	81.54
June 2018	105	83	79.05	90	74	82.22
July 2018	89	51	57.30	64	42	65.63
August 2018	137	92	67.15	117	78	66.67
<b>Total</b>	<b>1167</b>	<b>877</b>	<b>75.07</b>	<b>905</b>	<b>693</b>	<b>76.49</b>