


MEMORANDUM

DATE	November 1, 2018
TO	Board Members
FROM	 Stephanie Cheung Licensing Manager
SUBJECT	Agenda Item 21 Licensing Report

Staffing Update:

The Board is pleased to announce that Mr. Troy Polk has been hired as the Board's Licensing Analyst. He started with the Board on September 24, 2018. Mr. Polk is responsible for program analysis, reviewing and processing licensing and registration applications, and providing technical assistance to the public relating to licensing issues.

The Board is also pleased to announce that Ms. Mai Xiong has been hired as the Board's Licensing and BreZE Coordinator. She started with the Board on October 29, 2018. Ms. Xiong serves as the lead analyst of the Licensing unit as well as the subject matter expert for the BreZE system.

While the Board was actively recruiting to fill the vacancies, licensing staff has taken on the additional workload to keep the licensure process moving forward. The Board recognizes Licensing staff's hard work and greatly appreciates their dedicated effort.

License/Registration Data by Fiscal Year:

License & Registration	10/11	11/12	12/13	13/14	14/15	15/16	16/17	17/18	18/19**
Psychologist*	21,527	22,020	22,688	***	20,575	20,024	20,580	21,116	21,248
Psychological Assistant	1,507	1,635	1,727	***	1,701	1,466	1,446	1,361	1,482
Registered Psychologist	312	320	349	***	280	278	250	179	164

*Current and Current Inactive

**As of November 1, 2018

***Statistics unavailable

Please refer to the Licensing Population Report (Attachment A) for statistics on the different license statuses across the three types of license and registration.

Application Workload Reports:

Three new reports were created to provide statistics on the application status by month for each of the license and registration type (see Attachment B). The Board has included data for the past six months in order to show the dynamic nature of the application process. On each report, the type of transaction is indicated on the x-axis of the graphs. The different types of transaction and the meaning of the transaction status is explained below for the Committee's reference.

Psychologist Application Workload Report

“Exam Eligible for EPPP” (Examination for Professional Practice in Psychology) is the first step towards licensure. In this step, an applicant has applied to take the EPPP. An application with an “open” status means it is deficient or pending initial review.

“Exam Eligible for CPLEE” (California Psychology Law and Ethics Exam) is the second step towards licensure. In this step, the applicant has successfully passed the EPPP and has applied to take the CPLEE. An application with an “open” status means it is deficient, pending review, or it is an applicant that is waiting for approval to re-take the examination when the new form becomes available in the next quarter.

“CPLEE Retake Transaction” is a process for applicants who hold special credentials, like a Certification of Professional Qualification (CPQ), credentialed as a Health Service Provider in Psychology by the National Register of Health Service Providers in Psychology (NRHSPP), or certified by the American Board of Professional Psychology (ABPP), and are required to re-take the CPLEE. This process is also created for licensees who are required to take the CPLEE due to probation. An “open” status application has the same meaning as that in the transaction for “Exam Eligible for CPLEE”

“Initial App for Psychology Licensure” is the last step of licensure. This transaction captures the number of licenses that are issued if the status is “approved” or pending additional information when it has an “open” status.

Psychological Assistant Application Workload Report

Psychological Assistant registration application is a single-step process. The “Initial Application” transaction provides information regarding the number of registrations issued as indicated by an “approved” status, and any pending application that is deficient or pending initial review is indicated by an “open” status.

Since all psychological assistants hold a single registration numbers, an additional mechanism, the “Change of Supervisor” transaction, is created to facilitate the process for psychological assistants who wishes to practice with more than one primary supervisor or to change primary supervisor. A change is processed when all information is received, thus there is no open status for this transaction type.

Registered Psychologist Application Workload Report

Registered Psychologist registration application is also a single-step process. The “Initial Application” transaction provides information regarding the number of registration issued as indicated by an “approved” status, and any pending application that is deficient or pending initial review is indicated by an “open” status.

Attachments:

- A. Licensing Population Report as of November 1, 2018
- B. Applications Workload Reports
- C. Applications Received November 1, 2017 – October 31, 2018
- D. Examination Statistics October 2017 – September 2018

Action:

This item is for informational purposes only. No action is required.



STATE DEPARTMENT OF CONSUMER AFFAIRS
BREEZE SYSTEM

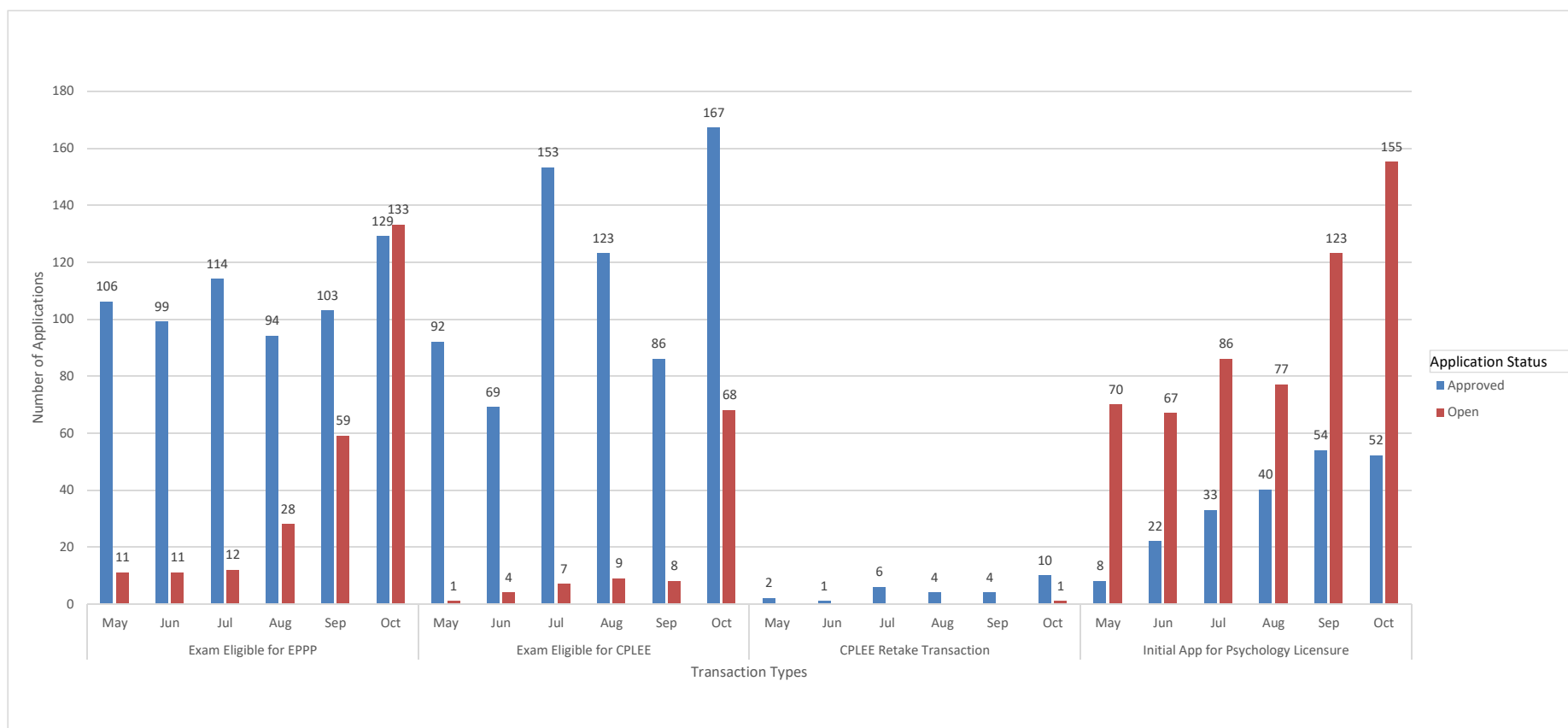


LICENSING POPULATION REPORT
BOARD OF PSYCHOLOGY
AS OF 11/1/2018

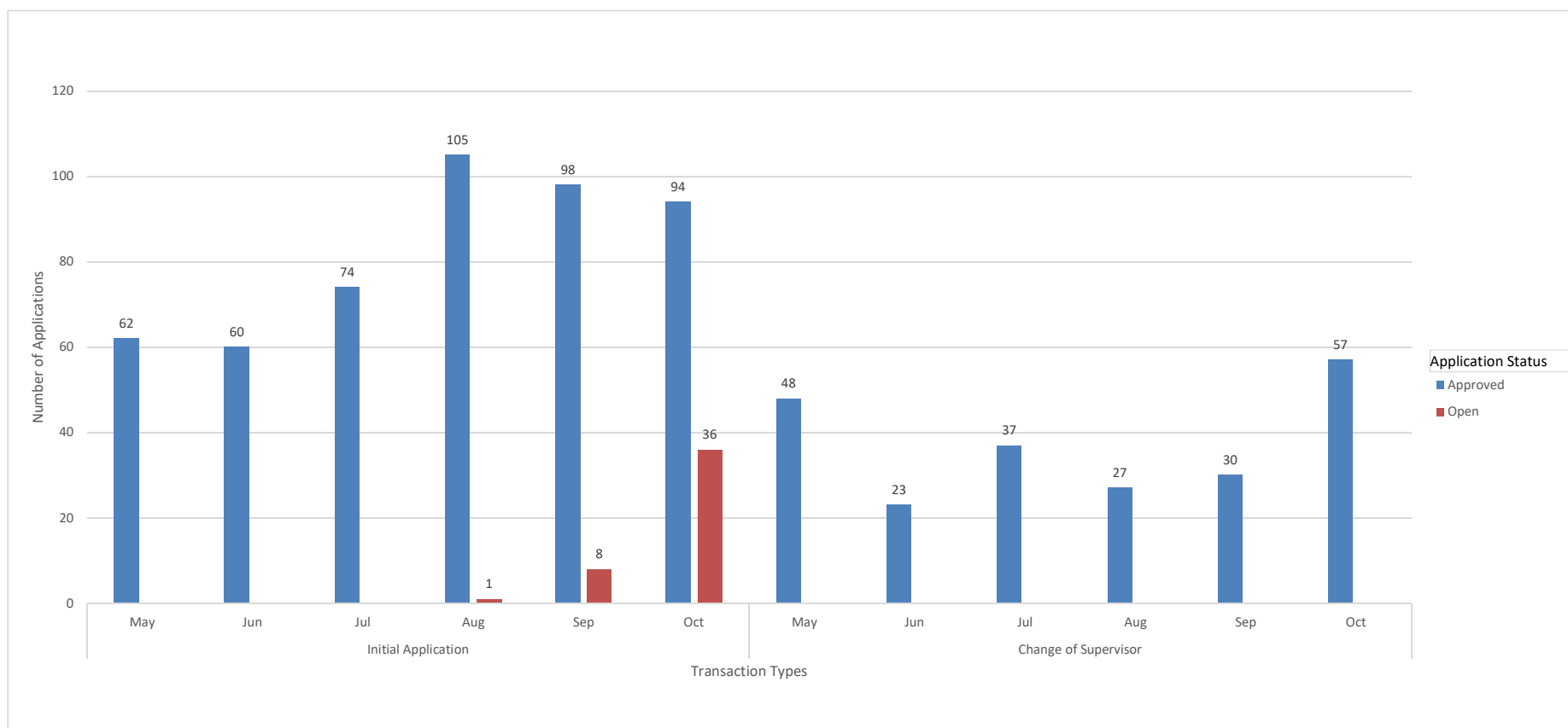
License Type	STATUS CODES								Total
	Licensing					Enforcement			
	20	21	45	50	85	48	63	65	
Psychologist	18,353	2,895	1,183	5,944	976	0	211	145	29,707
Psychological Assistant	1,482	0	127	20,754	8	0	8	7	22,386
Registered Psychologist	164	0	0	4,418	1	0	0	0	4,583
Total	19,999	2,895	1,310	31,116	985	0	219	152	56,676

20 Current	48 Suspension
21 CurrentInactive	63 Surrendered
45 Delinquent	65 Revoked
50 Cancelled	
85 Deceased	

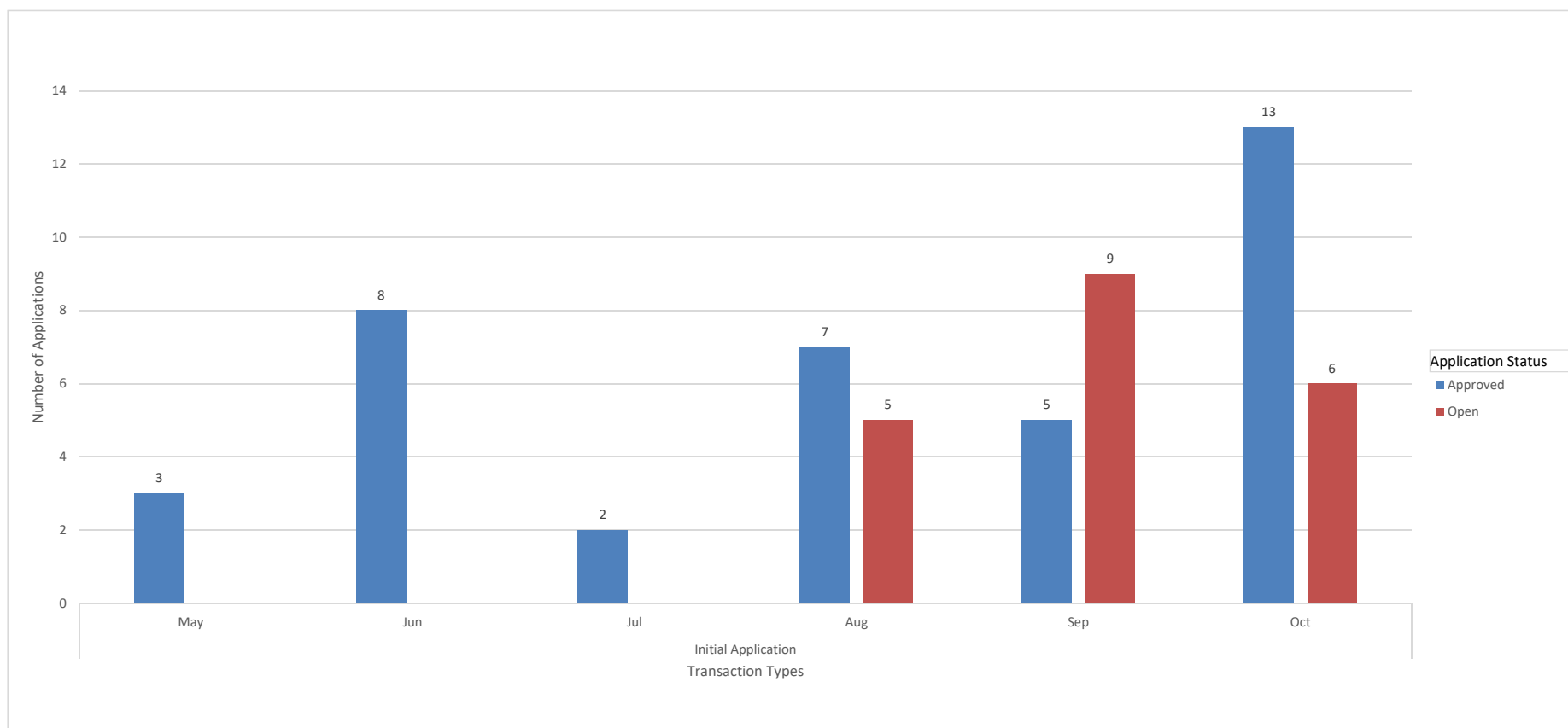
Psychologist Applications Workload Report May 1, 2018 to October 31, 2018



Psychological Assistant Applications Workload Report
May 1, 2018 to October 31, 2018

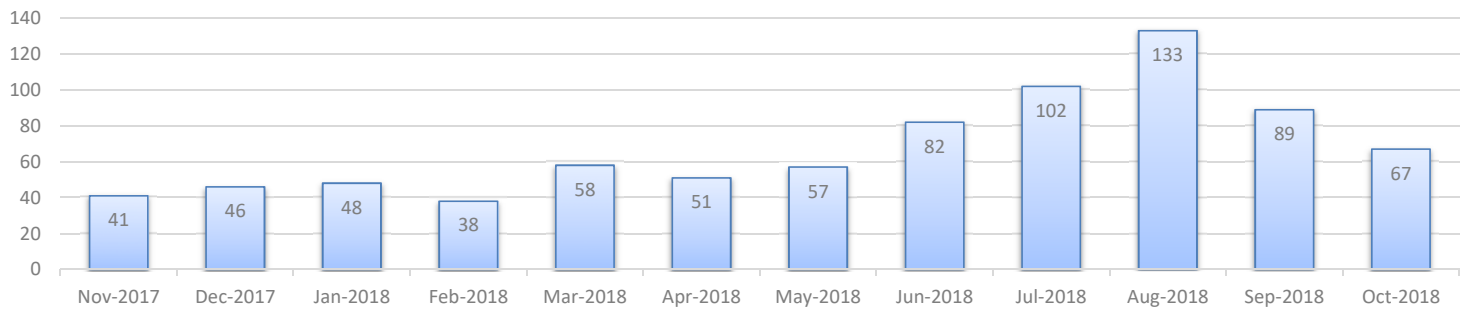


Registered Psychologist Applications Workload Report
May 1, 2018 to October 31, 2018

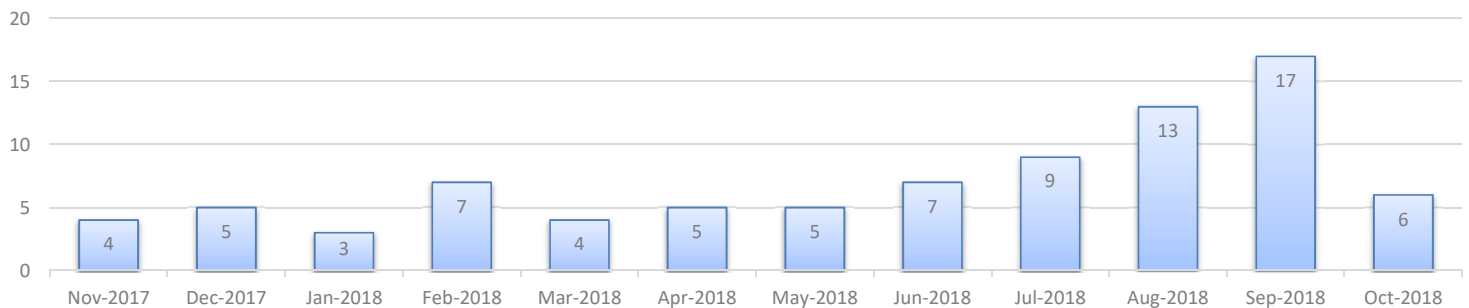


Applications Received November 1, 2017 - October 31, 2018

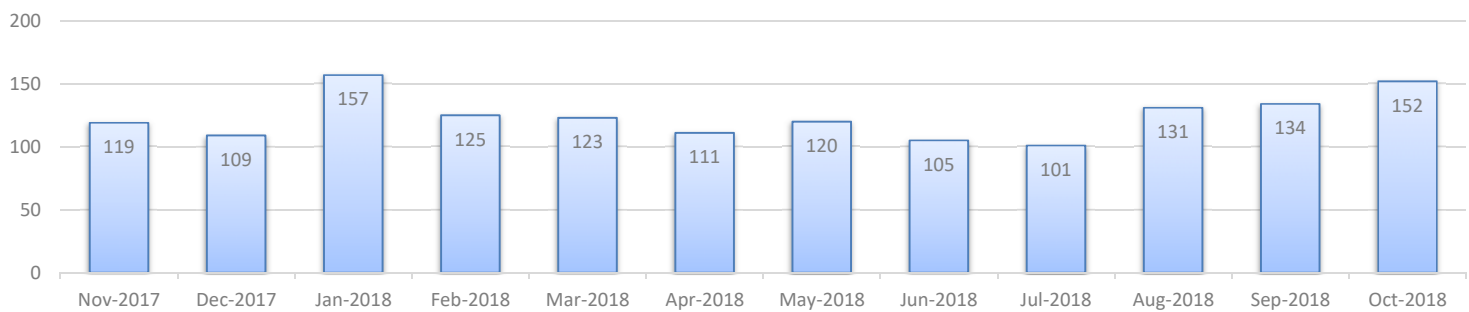
Total of 756 Registered Psychological Assistant Applications Received



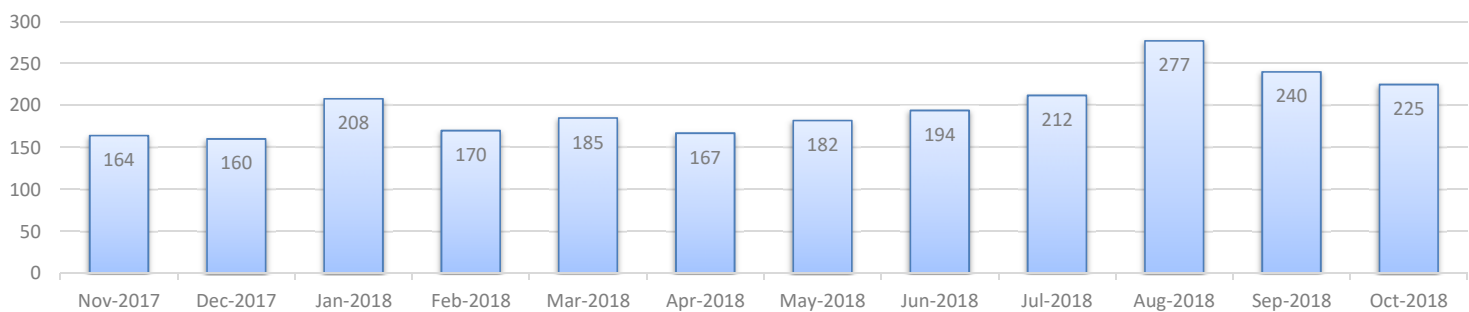
Total of 84 Registered Psychologist Applications Received



Total of 1407 Psychologist Applications Received



Total of 2247 Applications Received



**Examination Statistics October 2017 - September 2018
As of November 1, 2018**

2017/2018 Monthly EPPP Examination Statistics

Month	# of Candidates	# Passed	% Passed	Total First Timers	First Time Passed	% First Time Passed
October 2017	102	40	39.22	63	32	50.79
November 2017	104	46	44.23	41	23	56.10
December 2017	131	66	50.38	65	46	70.77
January 2018	104	57	54.81	61	42	68.85
February 2018	115	56	48.70	56	41	73.21
March 2018	147	75	51.02	86	53	61.63
April 2018	154	87	56.49	88	65	73.86
May 2018	152	78	51.32	93	66	70.97
June 2018	162	87	53.70	96	69	71.88
July 2018	173	90	52.02	103	71	68.93
August 2018	137	66	48.18	74	50	67.57
September 2018	83	38	45.78	41	26	63.41
Total	1564	786	49.65	867	584	66.50

2017/2018 Monthly CPLEE Examination Statistics

Month	# of Candidates	# Passed	% Passed	Total First Timers	First Time Passed	% First Time Passed
October 2017	105	82	78.10	68	54	79.41
November 2017	83	68	81.93	61	50	81.97
December 2017	101	76	75.25	88	69	78.41
January 2018	72	61	84.72	49	42	85.71
February 2018	81	65	80.25	59	44	74.58
March 2018	112	90	80.36	87	71	81.61
April 2018	65	39	60.00	46	28	60.87
May 2018	88	69	78.41	65	53	81.54
June 2018	105	83	79.05	90	74	82.22
July 2018	89	51	57.30	64	42	65.63
August 2018	137	92	67.15	117	78	66.67
September 2018	132	76	57.58	115	69	60.00
Total	1170	852	73.34	909	674	74.89