

MEMORANDUM

DATE	December 20, 2018
TO	Licensing Committee Members
FROM	<i>Stephanie Cheung</i> Stephanie Cheung Licensing Manager
SUBJECT	Agenda Item 7 Licensing Report

License/Registration Data by Fiscal Year:

License & Registration	10/11	11/12	12/13	13/14	14/15	15/16	16/17	17/18	18/19**
Psychologist*	21,527	22,020	22,688	***	20,575	20,024	20,580	21,116	21,416
Psychological Assistant	1,507	1,635	1,727	***	1,701	1,466	1,446	1,361	1,458
Registered Psychologist	312	320	349	***	280	278	250	179	171

*Current and Current Inactive

**As of December 20, 2018

***Statistics unavailable

Please refer to the Licensing Population Report (Attachment A) for statistics on the different license statuses across the three types of license and registration.

Application Workload Reports:

These reports provide statistics on the application status by month for each of the license and registration type (see Attachment B). The Board has included data for the past six months in order to show the dynamic nature of the application process. On each report, the type of transaction is indicated on the x-axis of the graphs. The different types of transactions and the meaning of the transaction status are explained below for the Committee's reference.

Psychologist Application Workload Report

“Exam Eligible for EPPP” (Examination for Professional Practice in Psychology) is the first step towards licensure. In this step, an applicant has applied to take the EPPP. An application with an “open” status means it is deficient or pending initial review.

“Exam Eligible for CPLEE” (California Psychology Law and Ethics Exam) is the second step towards licensure. In this step, the applicant has successfully passed the EPPP and has applied to take the CPLEE. An application with an “open” status means it is

deficient, pending review, or it is an applicant that is waiting for approval to re-take the examination when the new form becomes available in the next quarter.

“CPLÉE Retake Transaction” is a process for applicants who hold special credentials, like a Certification of Professional Qualification (CPQ), credentialed as a Health Service Provider in Psychology by the National Register of Health Service Providers in Psychology (NRHSPP), or certified by the American Board of Professional Psychology (ABPP), and are required to re-take the CPLÉE. This process is also created for licensees who are required to take the CPLÉE due to probation. An “open” status application has the same meaning as that in the transaction for “Exam Eligible for CPLÉE”

“Initial App for Psychology Licensure” is the last step of licensure. This transaction captures the number of licenses that are issued if the status is “approved” or pending additional information when it has an “open” status.

Psychological Assistant Application Workload Report

Psychological Assistant registration application is a single-step process. The “Initial Application” transaction provides information regarding the number of registrations issued as indicated by an “approved” status, and any pending application that is deficient or pending initial review is indicated by an “open” status.

Since all psychological assistants hold a single registration numbers, an additional mechanism, the “Change of Supervisor” transaction, is created to facilitate the process for psychological assistants who wishes to practice with more than one primary supervisor or to change primary supervisor. A change is processed when all information is received, thus there is no open status for this transaction type.

Registered Psychologist Application Workload Report

Registered Psychologist registration application is also a single-step process. The “Initial Application” transaction provides information regarding the number of registration issued as indicated by an “approved” status, and any pending application that is deficient or pending initial review is indicated by an “open” status.

Attachments:

- A. Licensing Population Report as of December 20, 2018
- B. Application Workload Reports as of December 18, 2018
- C. Applications Received January 2018 – December 2018 as of December 18, 2018
- D. Examination Statistics November 2018 – October 2018

Action:

This item is for informational purposes only. No action is required.



STATE DEPARTMENT OF CONSUMER AFFAIRS
BREEZE SYSTEM

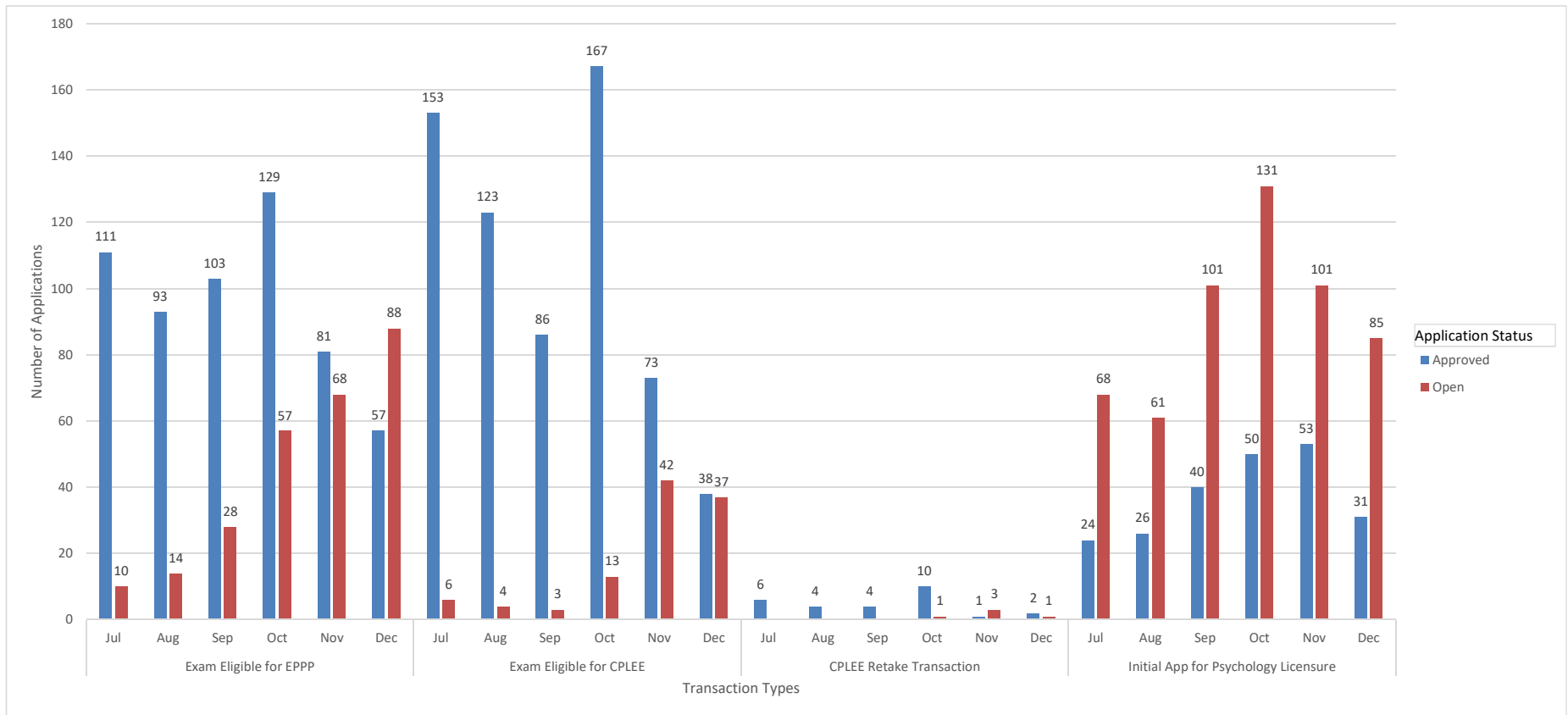


LICENSING POPULATION REPORT
BOARD OF PSYCHOLOGY
AS OF 12/20/2018

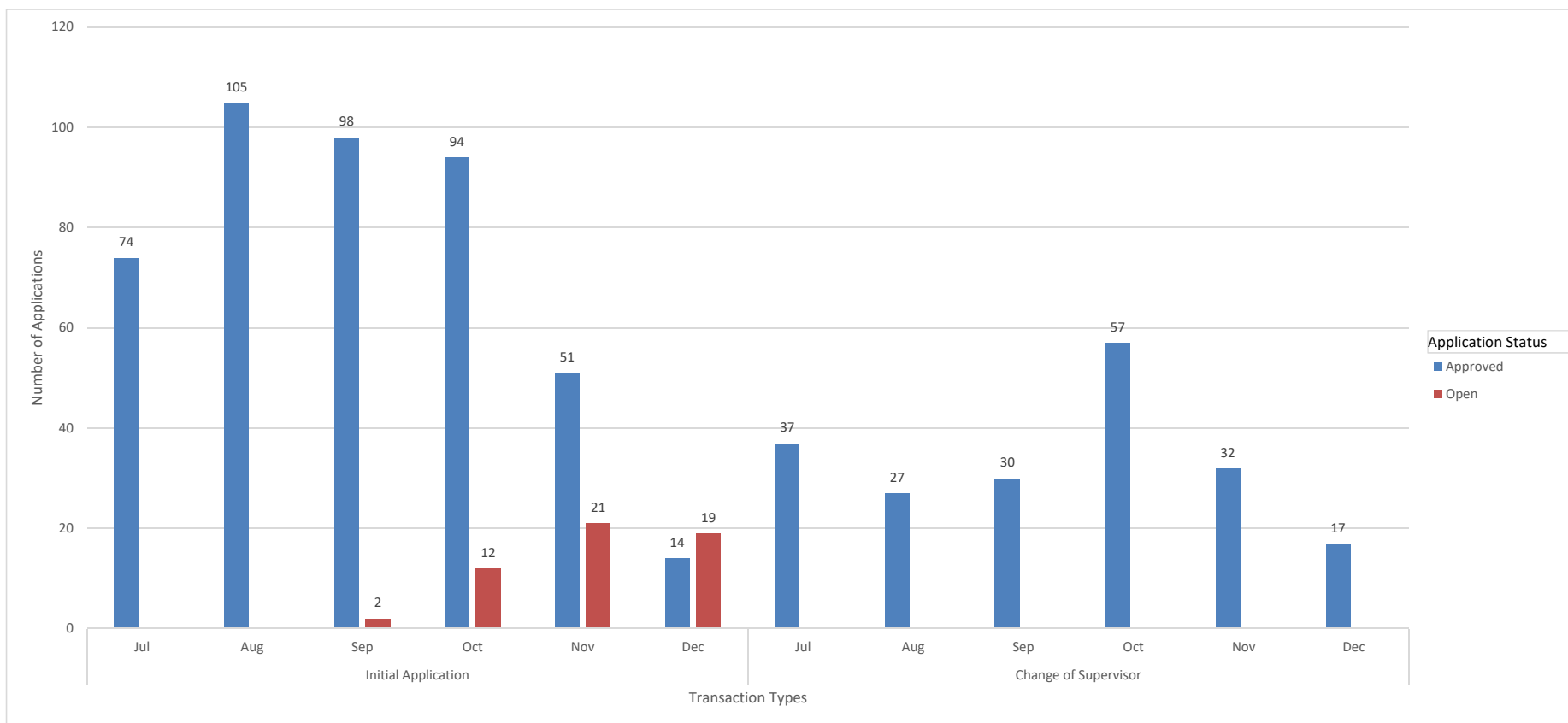
License Type	STATUS CODES								Total
	Licensing					Enforcement			
	20	21	45	50	85	48	63	65	
Psychologist	18,489	2,927	1,083	6,003	970	0	215	145	29,832
Psychological Assistant	1,458	0	87	20,882	8	0	8	7	22,450
Registered Psychologist	171	0	0	4,425	1	0	0	0	4,597
Total	20,118	2,927	1,170	31,310	979	0	223	152	56,879

20 Current	48 Suspension
21 Current/Inactive	63 Surrendered
45 Delinquent	65 Revoked
50 Cancelled	85 Deceased

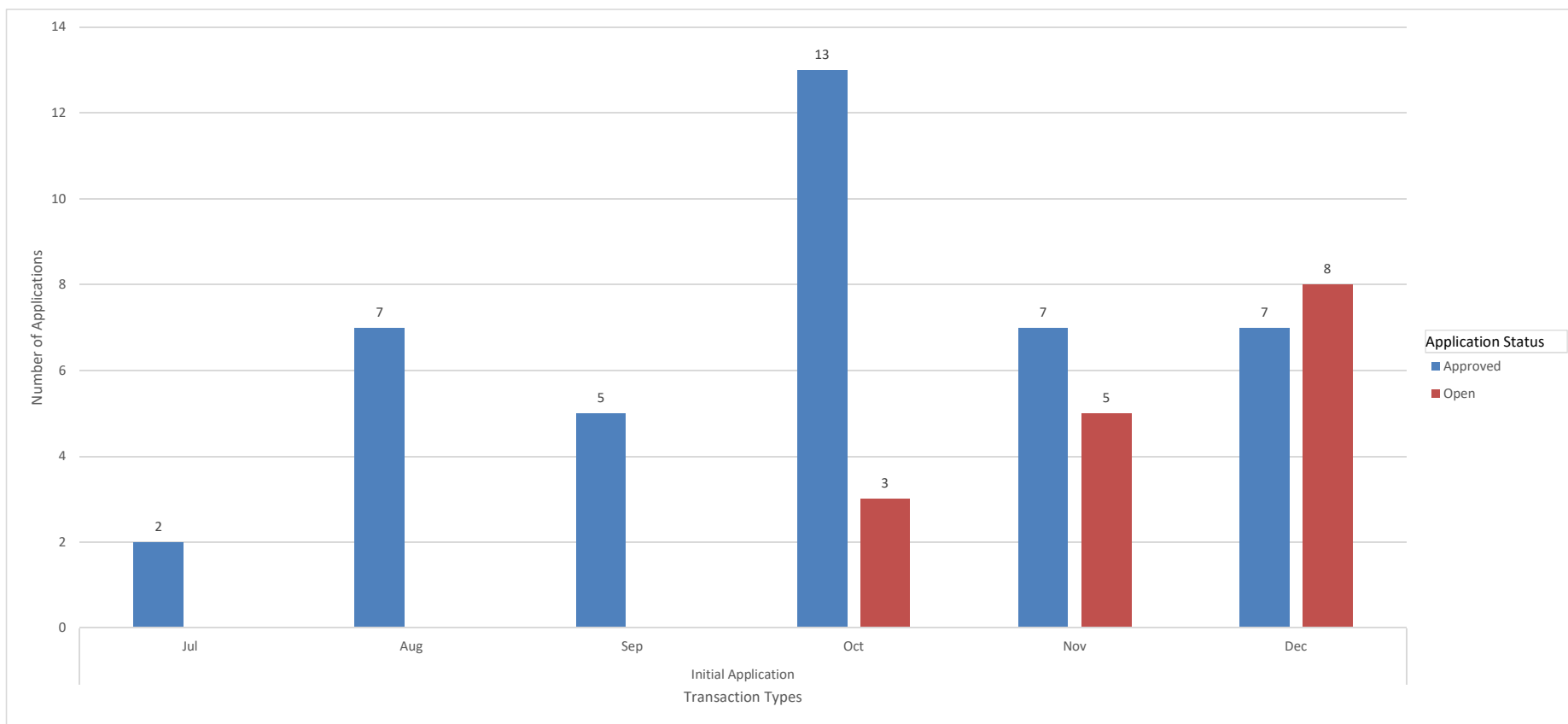
Psychologist Application Workload Report July 1, 2018 to December 18, 2018



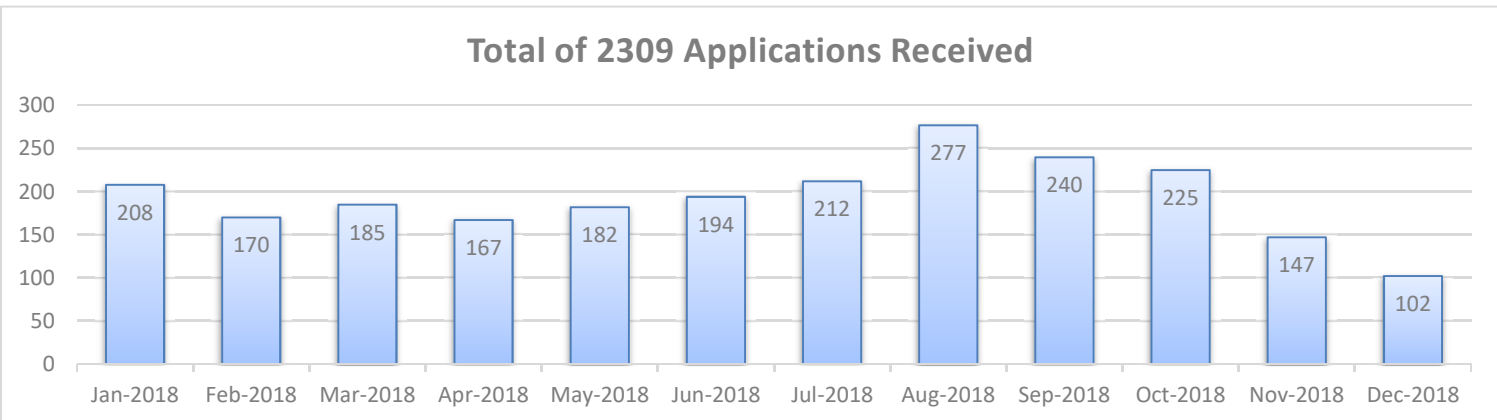
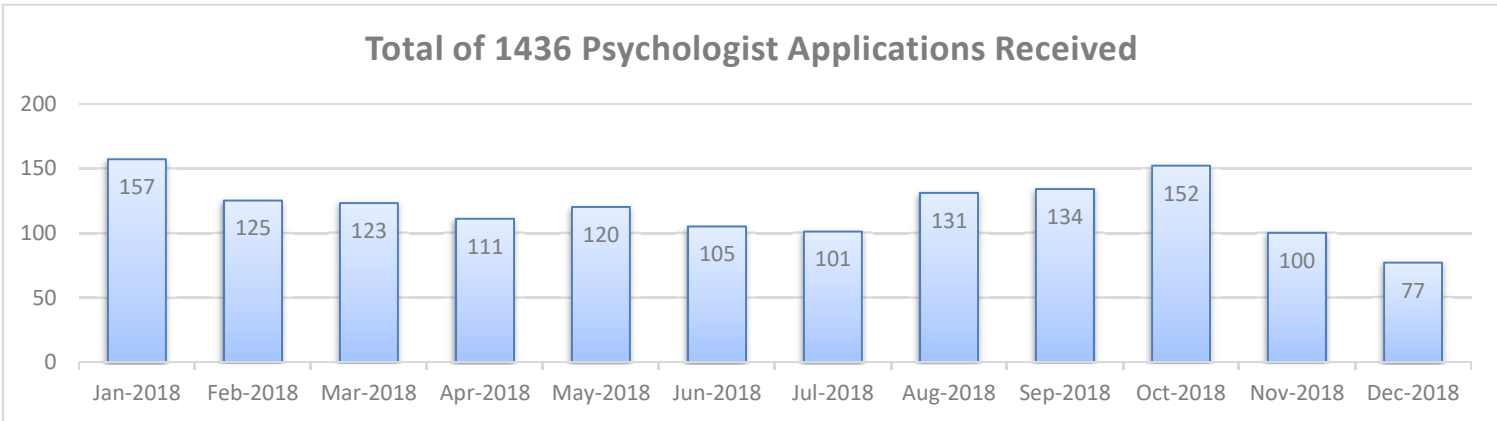
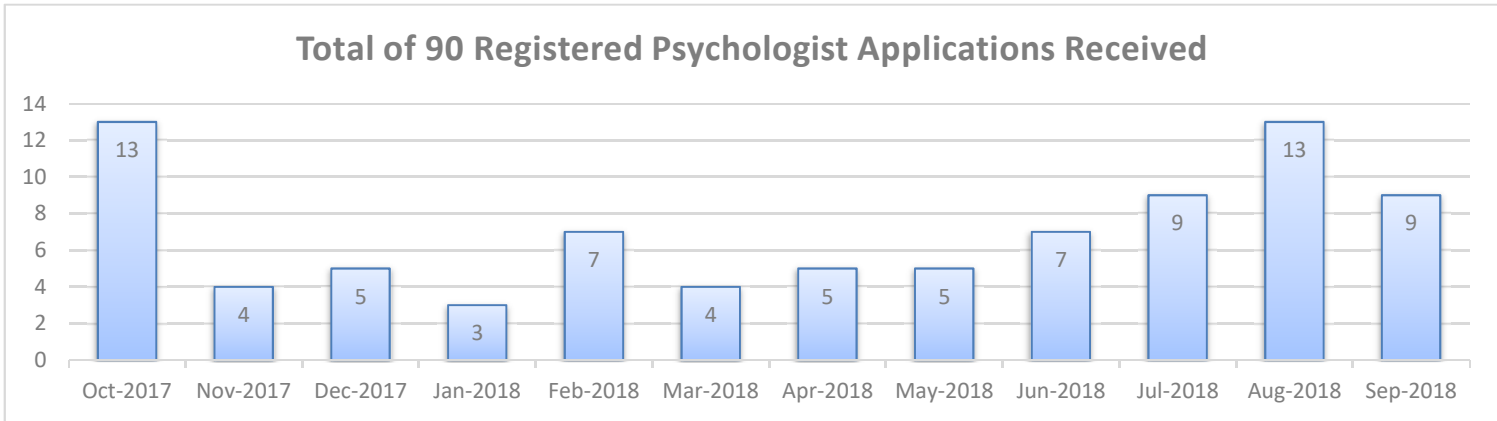
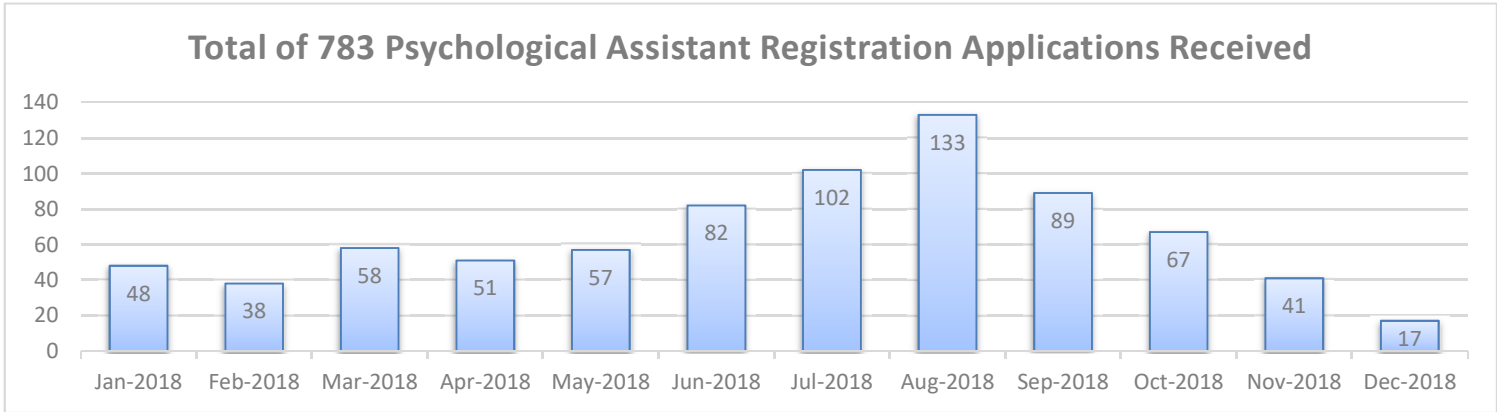
Psychological Assistant Application Workload Report July 1, 2018 to December 18, 2018



Registered Psychologist Application Workload Report July 1, 2018 to December 18, 2018



Applications Received January 2018 to December 2018
As of December 18, 2018



**Examination Statistics November 2017 - October 2018
As of December 19, 2018**

2017/2018 Monthly EPPP Examination Statistics

Month	# of Candidates	# Passed	% Passed	Total First Timers	First Time Passed	% First Time Passed
November 2017	104	46	44.23	41	23	56.10
December 2017	131	66	50.38	65	46	70.77
January 2018	104	57	54.81	61	42	68.85
February 2018	115	56	48.70	56	41	73.21
March 2018	147	75	51.02	86	53	61.63
April 2018	154	87	56.49	88	65	73.86
May 2018	152	78	51.32	93	66	70.97
June 2018	162	87	53.70	96	69	71.88
July 2018	173	90	52.02	103	71	68.93
August 2018	137	66	48.18	74	50	67.57
September 2018	83	38	45.78	41	26	63.41
October 2018	147	78	53.06	66	47	71.21
Total	1609	824	50.81	870	599	68.20

2017/2018 Monthly CPLEE Examination Statistics

Month	# of Candidates	# Passed	% Passed	Total First Timers	First Time Passed	% First Time Passed
November 2017	83	68	81.93	61	50	81.97
December 2017	101	76	75.25	88	69	78.41
January 2018	72	61	84.72	49	42	85.71
February 2018	81	65	80.25	59	44	74.58
March 2018	112	90	80.36	87	71	81.61
April 2018	65	39	60.00	46	28	60.87
May 2018	88	69	78.41	65	53	81.54
June 2018	105	83	79.05	90	74	82.22
July 2018	89	51	57.30	64	42	65.63
August 2018	137	92	67.15	117	78	66.67
September 2018	132	76	57.58	115	69	60
October 2018	134	105	78.36	72	53	73.61
Total	1199	875	73.36	913	673	74.40