


## MEMORANDUM

<b>DATE</b>	February 8, 2019
<b>TO</b>	Board of Psychology
<b>FROM</b>	 Liezel McCockran Continuing Education and Renewals Coordinator
<b>SUBJECT</b>	Agenda Item #21 – Continuing Education/Renewals Report

Attached please find the following Continuing Education (CE) Audit/Renewals statistics for Psychologists and Psychological Assistants:

- A. CE Audit
- B. Reasons for Not Passing CE Audit
- C. Psychologist and Psychological Assistant Renewal Applications Processed:  
January 2018 – December 2018
- D. Online vs. Mailed In Renewals Processed
- E. Pass and Fail Rate: 2014-2016
- F. Pass and Fail Rates for 2<sup>nd</sup> Audits

CE audits were completed through December 2016. The pass rate for the January 2016 – December 2016 CE audits was 82 percent. Among these audits, the fail rate was 18 percent with the primary reason for not passing the CE audit being not having the required 36 hours of CE.

The CE audit pass rate from 2014 through 2016 was 87 percent, with an average fail rate of 13 percent. For psychologists who have been audited a second time, the average pass rate was 68 percent and the average fail rate was 33 percent (note: statistics for second audits are from 2016).

An average of 1,152 Psychologist renewal applications were processed per month, with an average of 971 renewing as Active and 180 renewing as Inactive. Approximately 770 Psychologists and Psychological Assistants renewed their license online per month and an average of 399 Psychologists and Psychological Assistants mailed in their renewals.

Staff has resumed CE audits for the months of January, February, March, April, May and June of 2017. The deadline to submit CE documentation for these audits is March 2019.

**Action Requested:**

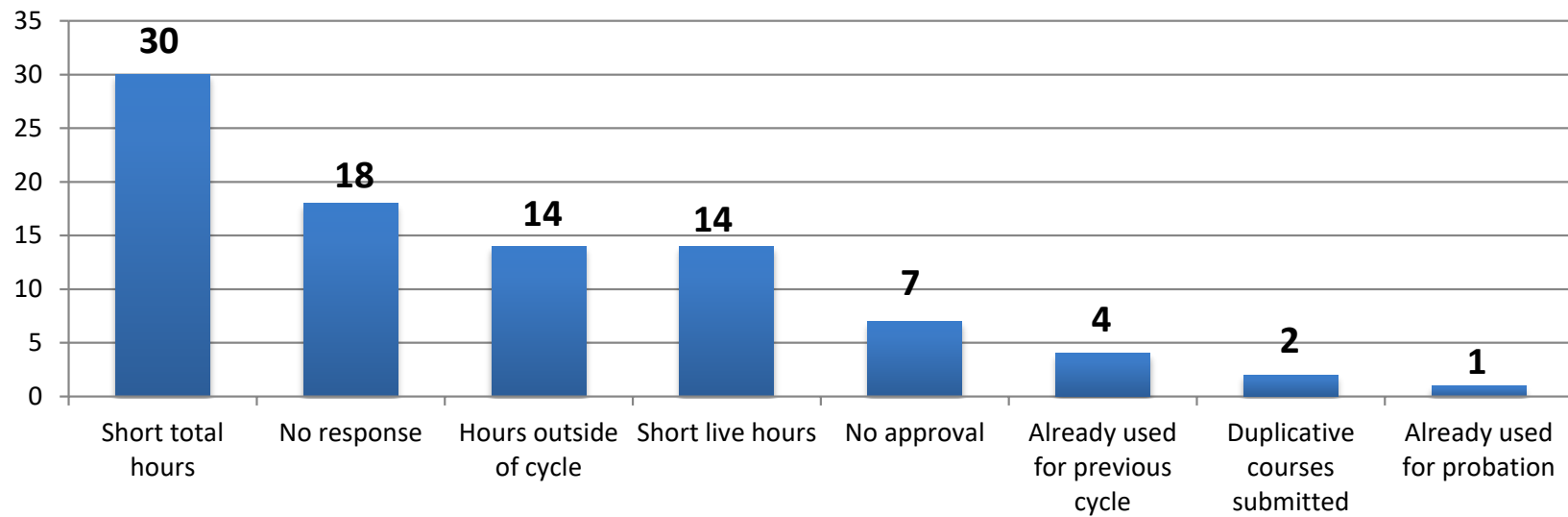
These items are for information purposes only. No action requested.

## Continuing Education Audits January 2016 - December 2016

Month	Total # of Licensees Selected for Audit:	# Passed:	% Passed:	# Pending:	% Pending:	# Failed: (Referred to Citation & Fine Program)	% Failed:	# of Citations Upheld:	% Upheld:
January	69	57	83%	0	0%	12	17%	12	17%
February	62	51	82%	0	0%	11	18%	8	13%
March	76	63	83%	0	0%	13	17%	8	11%
April	66	50	76%	0	0%	16	24%	13	20%
May	45	37	82%	0	0%	8	18%	5	11%
June	48	37	77%	0	0%	11	23%	9	19%
July	26	22	85%	0	0%	4	15%	3	12%
August	31	26	84%	0	0%	5	16%		
September	27	24	89%	0	0%	3	11%		
October	18	16	89%	0	0%	2	11%		
November	20	19	95%	0	0%	1	5%		
December	19	15	79%	0	0%	4	21%		
<b>Totals:</b>	<b>507</b>	<b>417</b>	<b>82%</b>	<b>0</b>	<b>0%</b>	<b>90</b>	<b>18%</b>	<b>58</b>	<b>11%</b>

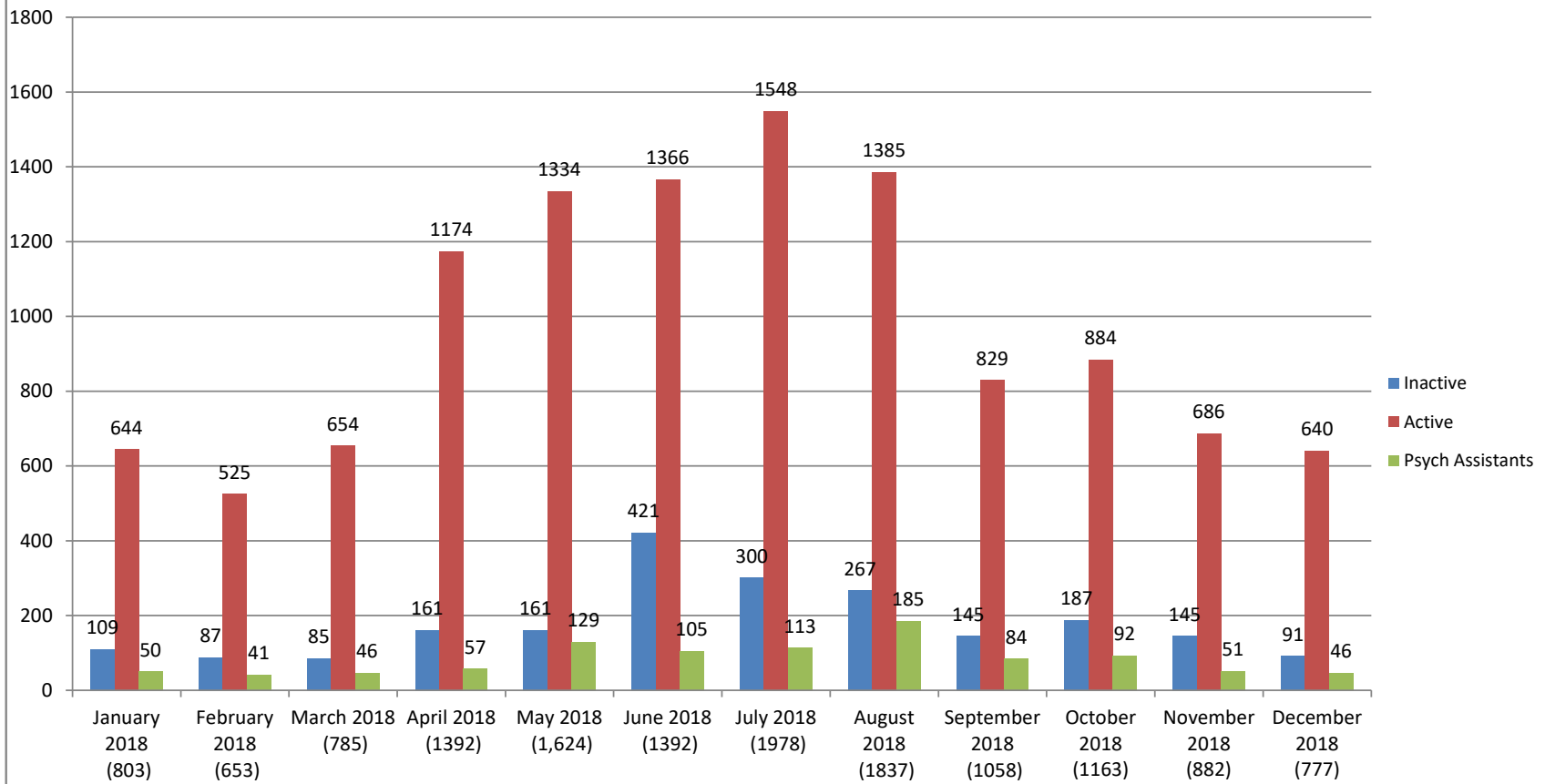
Total Audited	Total Passed	Total Failed	Total Pending	Total Upheld
507	417	90	0	58
	82%	18%	0%	11%

**Reasons for Not Passing CE Audit:  
January - December 2016**



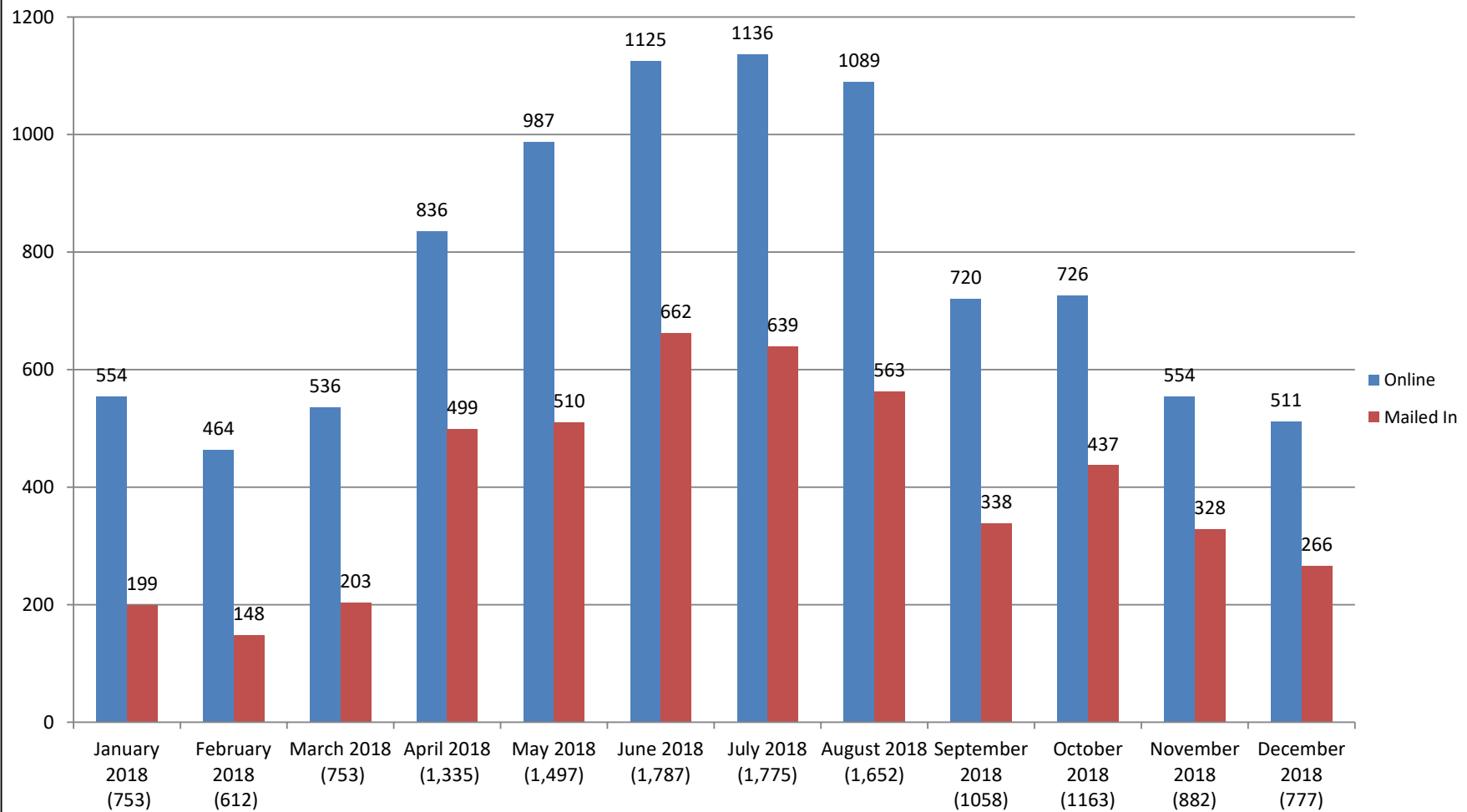


### Psychologist and Psychological Assistant Renewal Applications Processed January 2018 - December 2018



An average of 1,152 Psychologist renewal applications were processed each month, with an average of 972 renewing as Active, and an average of 180 renewing as Inactive. Additionally, an average of 83 Psychological Assistant renewal applications were processed each month.

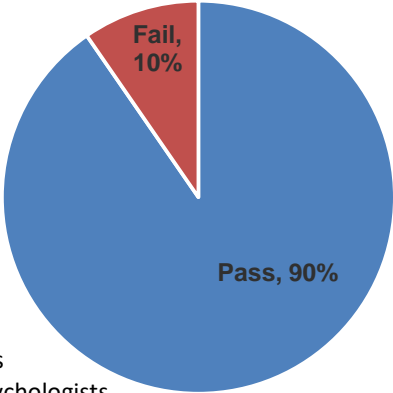
### Online vs. Mailed In Renewals Processed January 2018 - December 2018



On average, 770 Psychologists and Psychological Assistants renewed online per month and an average of 399 mailed in their renewals per month.

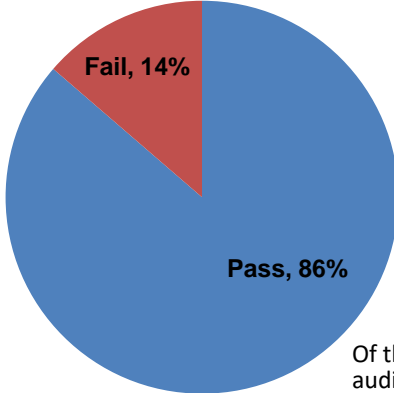
# Pass and Fail Rate 2014 - 2016

**2014**



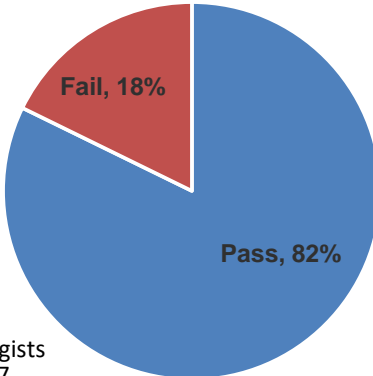
Of the 956 psychologists audited in 2014, 864 psychologists passed and 92 failed.

**2015**



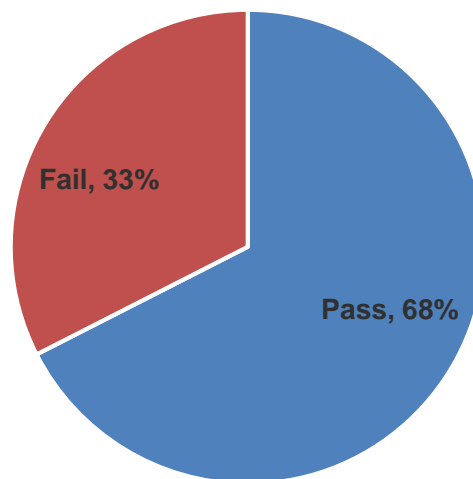
Of the 841 psychologists audited in 2015, 726 passed and 115 failed.

**2016**



Of the 507 psychologists audited in 2016, 417 passed and 90 failed.

### Pass and Fail Rate for 2nd Audits 2016



Of the 80 psychologists who had been audited for the second time, 54 passed and 26 failed.