

MEMORANDUM

DATE	August 3, 2016
TO	Psychology Board Members
FROM	 Jacquelin Everhart CE/Renewals Coordinator
SUBJECT	Agenda Item 24 Continuing Education Report

CE Audit/Renewals for Psychologists and Psychological Assistants Statistics:

Please find attached the following statistics (as of August 3, 2016):

- A: CE Audits for January – October 2015
- B: CE Audit Overview: Pass vs. Fail
- C: Reasons for Not Passing the CE Audit: January - October 2015
- D: Citations Issued for CE Deficiencies
- E. Psychologist and Psychological Assistant Renewal Applications Processed: January – July 2016

Approximately 10% (approximately 80 licensees) of renewing licensees are selected for inclusion in the audit each month.

Action Requested:

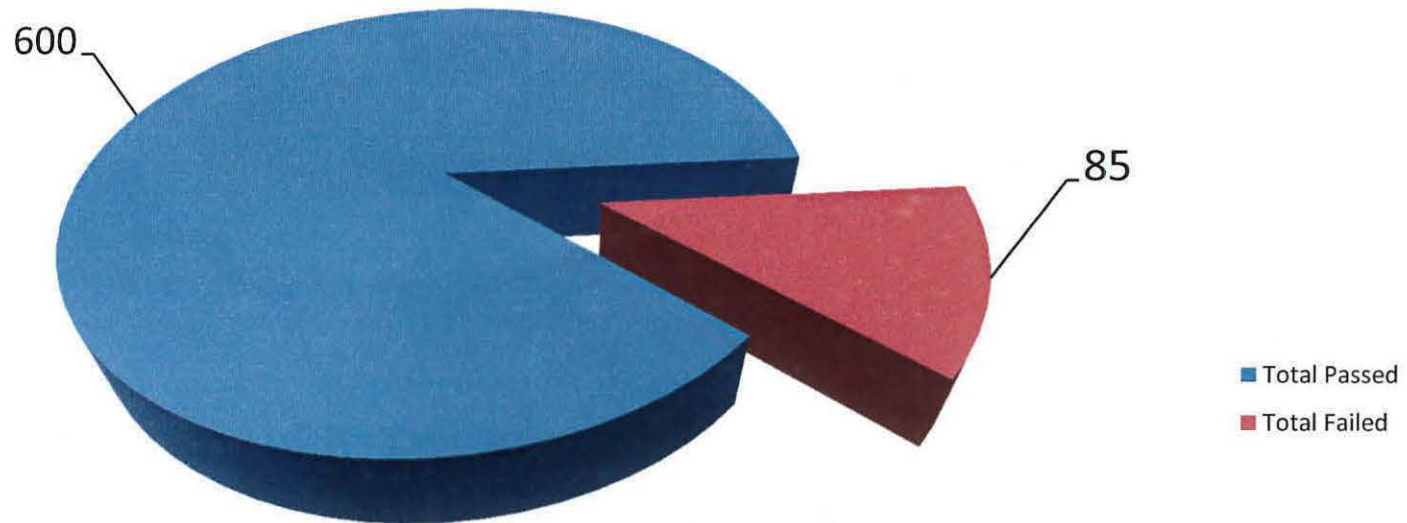
These items are for information purposes only. No action requested.

Continuing Education Audits

January - October 2015

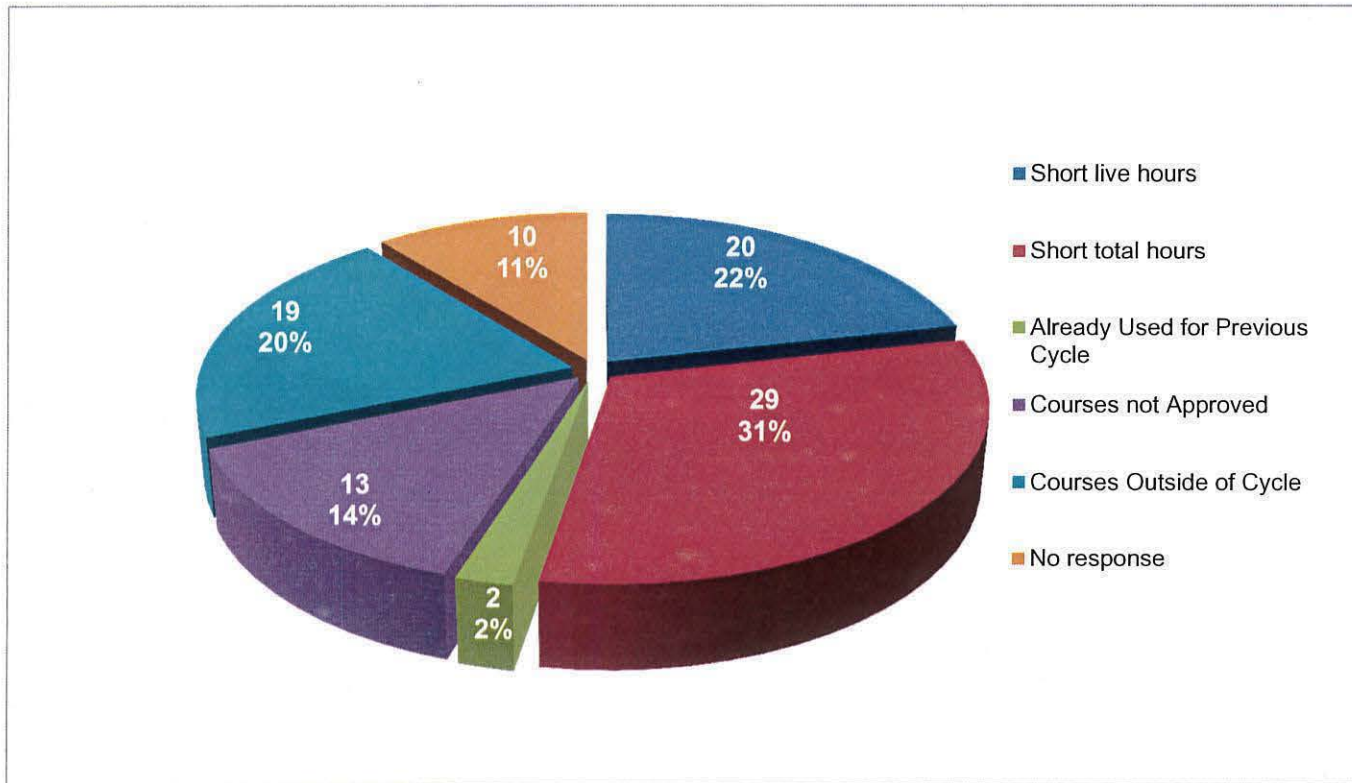
Month	Total # of Licensees Selected for Audit:	# Passed:	% Passed:	# Pending:	% Pending:	# Failed: (Referred to Citation & Fine Program)	% Failed:	Average Processing Time (Days): <small>(Initial Notices to Compliance Verification)</small>	Date Audit Initiated:	Date Audit Concluded:	Initiation to Conclusion (Days):	# Required a 2nd Notification:	% Required 2nd Notification:
January	63	52	82.54%	0	0.00%	11	17.46%	48.8	6/29/2015	11/4/2015	128	12	19.05%
February	61	54	88.52%	0	0.00%	7	11.48%	50.9	6/30/2015	9/28/2015	90	12	19.67%
March	70	60	85.71%	0	0.00%	10	14.29%	31.4	9/8/2015	12/3/2015	86	9	12.86%
April	67	61	91.04%	0	0.00%	6	8.96%	25.7	9/10/2015	11/25/2015	76	3	4.48%
May	71	64	90.14%	0	0.00%	7	9.86%	31.9	12/2/2015	3/16/2016	105	8	11.27%
June	68	56	82.35%	0	0.00%	12	17.65%	35.0	12/2/2015	3/23/2016	112	11	16.18%
July	67	56	83.58%	0	0.00%	0	0.00%	65.0	2/3/2016	5/11/2016	98	3	4.48%
August	81	69	85.19%	0	0.00%	12	14.81%	67.9	2/3/2016	5/11/2016	98	5	6.17%
September	78	65	83.33%	1	1.28%	13	16.67%	29.75	5/25/2016			13	16.67%
October	70	63	90.00%	0	0.00%	7	10.00%	24.59	5/26/2016	7/26/2016	61	9	12.86%
	696	600	86.21%	1	0.14%	85	12.21%						

**CE Audit Overview: Pass vs. Fail
January through October 2015**



The total number of licensees selected for audit from January 2015 - October 2015 is 696. Out of those, a total of 685 audits have been conducted, whereupon 600 (87.59%) have passed and 85 (12.41%) have failed.

Reasons for Not Passing the CE Audit: January - October 2015



Citations Issued for Continuing Education Deficiencies

Date Range Reported:

1/30/2016 - 8/3/2016

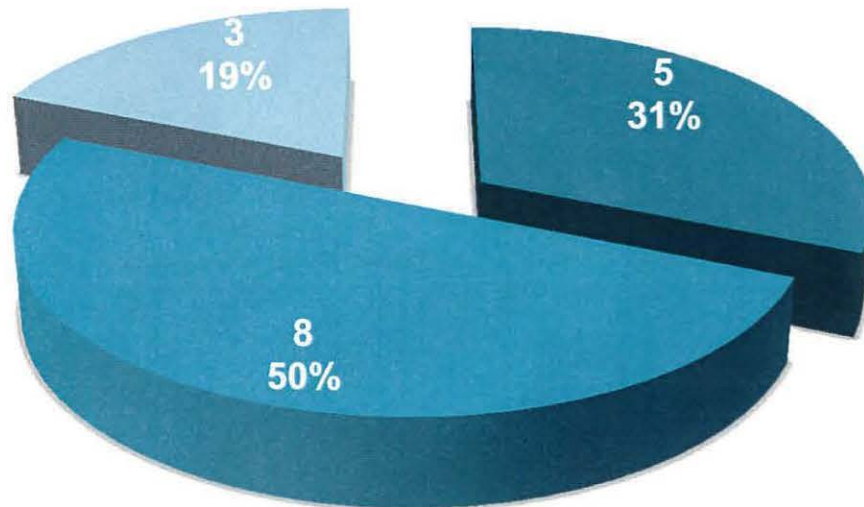
Total # of Citations Issued: 16

Cause for Citation (Violation):	#	%
Insufficient Total Hours:	5	31.25%
Insufficient "Live" Hours:	8	50.00%
No Documents Submitted:	3	18.75%

Abatement/Compliance Status:	#	%
Violation Abated:	13	81.25%
Pending Abatement/Compliance:	3	18.75%

Cause for Citation

5 Citations Issued

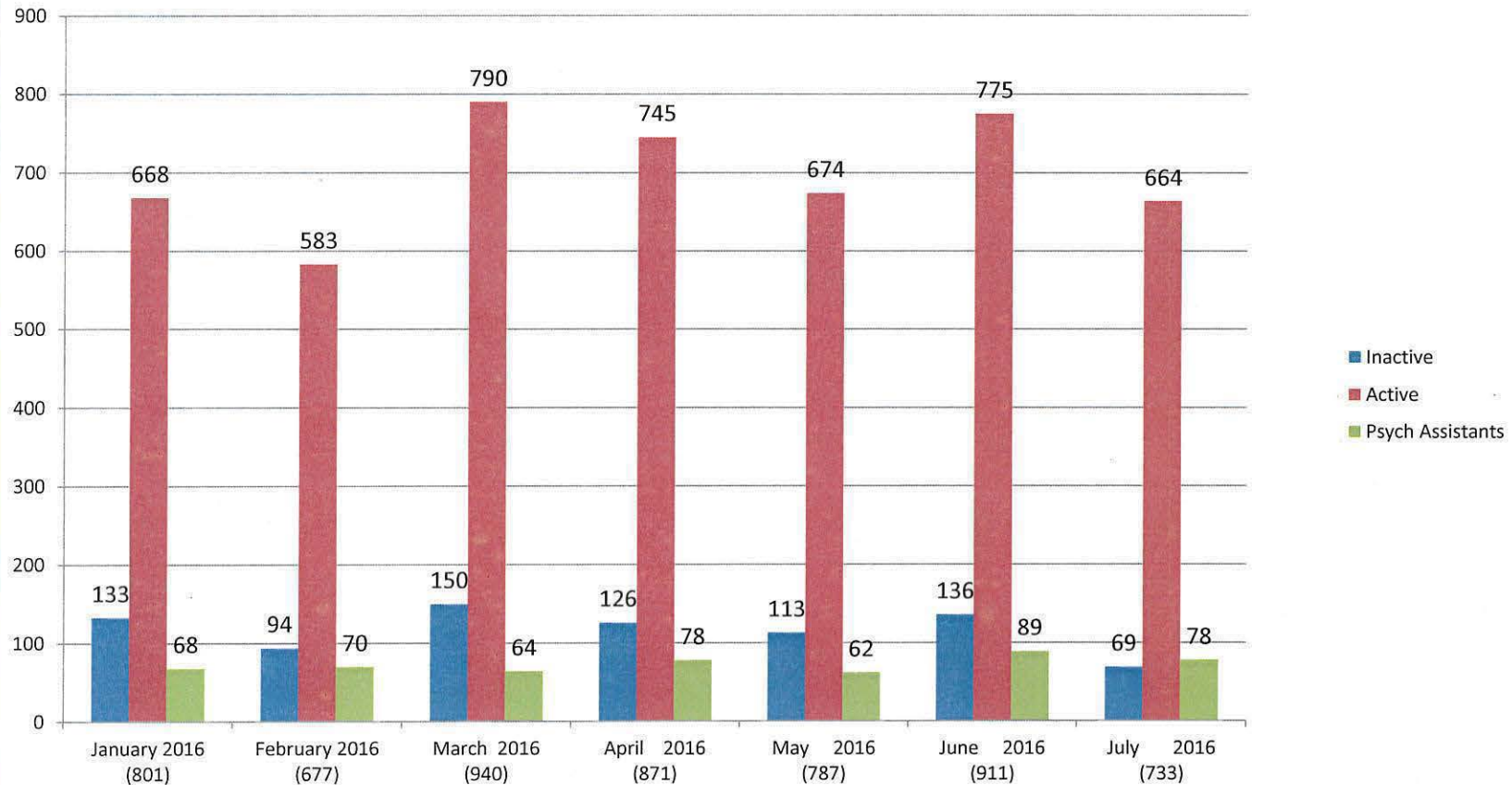


Definitions:

Live: As compared to "independent learning," where the instructor and student are not in direct visual or auditory contact. A minimum of nine (9) "live" hours are required per renewal cycle.

Abatement: Licensee has submitted documentation to come into compliance with the continuing education requirements.

Psychologist and Psychological Assistant Applications Processed January - July 2016



An average of 889.9 psychologist renewal applications were processed in the past seven months, with 699.5 of those renewing as active and 117.3 renewing as inactive. Additionally, an average of 72.7 psychological assistant applications were processed.